

**GIFFORDS
LAW CENTER**

TO PREVENT GUN VIOLENCE

STATE OF GUN VIOLENCE

50 State Factsheets

giffordslawcenter.org

THE STATE OF GUN VIOLENCE IN **ALABAMA**

Gun violence exacts a serious toll in Alabama, with 961 lives lost to gun violence each year. State lawmakers can and must do more to keep residents safe and save lives from gun violence.

GUN SUICIDE

- Nearly 55% of all gun deaths in Alabama are suicides, and nearly 70% of all suicide deaths in Alabama involve firearms.
- From 2013 to 2017, 2,634 people in Alabama died by gun-related suicide—one every 17 hours.

URBAN GUN VIOLENCE

- Gun violence has a disproportionate impact on urban communities of color.
- Black men make up less than 13% of Alabama's population, but 63% of the state's gun homicide victims.
- In Alabama, black men ages 18–24 are nearly 16 times more likely than white men the same age to be murdered with a gun.


TRAFFICKING

- Because of the state's weak gun laws, guns are purchased in Alabama and trafficked to states with stronger gun laws, where they end up in the hands of people unable to pass a background check.
- From 2013 to 2017, 9,614 guns originally purchased in Alabama were recovered after being used in crime in other states.

YOUNG PEOPLE AND GUNS

- Exposure to gun violence can cause lasting trauma in young people, leading to PTSD, chronic stress, and decreased future earnings.
- From 2013 to 2017, 911 people under age 25 were killed with a gun in Alabama.
- Guns are the second-leading cause of death for Alabama children ages 1–17.

Published January 2019. Sources: CDC WONDER, ATF Firearms Trace Data Reports.



Alabama earned an F on our Annual Gun Law State Scorecard. Visit gunlawscorecard.org to learn how to raise your state's grade.

ANNUAL COST OF
GUN VIOLENCE:

**\$4.9
BILLION**
\$1,019 PER RESIDENT



9 HOURS
Someone is killed with a gun every nine hours in Alabama. That's 961 people a year.

PROVEN SOLUTIONS TO PREVENT GUN VIOLENCE IN ALABAMA

Alabama's weak gun laws and correspondingly high gun death rate put the lives of its residents at risk. The state has not enacted meaningful gun safety legislation in recent years and lacks basic gun safety laws, including universal background checks. Thanks to gun safety advocates, a bill that would have allowed guns in K–12 schools died in the state legislature. To save lives from gun violence, Alabama should **pass laws requiring background checks and waiting periods for all gun purchases, and ban military-style weapons.** [Learn more about Alabama's gun laws at lawcenter.giffords.org/AL.](http://lawcenter.giffords.org/AL)

THE STATE OF GUN VIOLENCE IN **ALASKA**

Gun violence has a devastating impact on Alaska, which has the highest gun death rate of all 50 states. Lawmakers owe it to their constituents to strengthen the Alaska's gun laws.

GUN SUICIDE

- More than 70% of all gun deaths in Alaska are suicides, and 63% of all suicide deaths in Alaska involve firearms.
- From 2008 to 2017, 1,089 people in Alaska died by gun-related suicide.

DOMESTIC VIOLENCE

- Guns make domestic violence incidents far more likely to end in death.
- Nearly 50% of Alaska's intimate partner homicides involve a gun.

TRAFFICKING

- Because of the state's weak gun laws, guns are purchased in Alaska and trafficked to states with stronger gun laws, where they end up in the hands of criminals and people unable to pass a background check.
- From 2013 to 2017, 1,687 guns originally purchased in Alaska were recovered after being used in crime in other states.

YOUNG PEOPLE AND GUNS

- Exposure to gun violence can cause lasting trauma in young people, leading to PTSD, chronic stress, and decreased future earnings.
- From 2008 to 2017, 410 people under age 25 were killed with a gun in Alaska.
- Guns are the leading cause of death for Alaska children ages 1-17.

Published January 2019. Sources: CDC WONDER, ATF Firearms Trace Data Report, FBI Supplementary Homicide Reports.

PROVEN SOLUTIONS TO PREVENT GUN VIOLENCE IN ALASKA

Despite having the highest gun death rate in the nation, Alaska has failed to pass even the most fundamental of gun safety laws, like requiring a background check for every firearm sale or transfer. Because of its weak gun laws, Alaska is a major exporter of crime guns to other states. In order to raise its F grade and save lives, Alaska should **institute universal background checks, prohibit the possession of military-style weapons and large-capacity magazines, and repeal its dangerous permitless carry law.** [Learn more about Alaska's gun laws at lawcenter.giffords.org/AK.](http://lawcenter.giffords.org/AK)



Alaska earned an F on our Annual Gun Law State Scorecard. Visit gunlawscorecard.org to learn how to raise your state's grade.

ANNUAL COST OF
GUN VIOLENCE:

**\$763
MILLION**

\$1,049 PER RESIDENT



2 DAYS

Someone is killed with a gun every two days in Alaska. That's 165 people a year.

THE STATE OF GUN VIOLENCE IN **ARIZONA**

Gun violence poses a serious public safety risk to Arizonans, more than a thousand of whom die from gun violence each year. By failing to enact strong gun laws, Arizona lawmakers continue to endanger residents.

GUN SUICIDE

- Nearly 71% of all gun deaths in Arizona are suicides, and more than 57% of all suicide deaths in Arizona involve firearms.
- From 2013 to 2017, 3,592 people in Arizona died by gun-related suicide. That's one every 12 hours.

URBAN GUN VIOLENCE

- Gun violence has a disproportionate impact on urban communities of color.
- Black and Hispanic men make up less than 17% of Arizona's population, but account for more than 48% of the state's gun homicide victims.
- In Arizona, black men ages 18–24 are nine times more likely than white men the same age to be murdered with a gun.

DOMESTIC VIOLENCE

- Guns make domestic violence incidents far more likely to end in death.
- More than 67% of Arizona's intimate partner homicides involve a gun.
- From 2007 to 2016, 183 women were killed with a gun by their intimate partner in Arizona.

YOUNG PEOPLE AND GUNS

- Exposure to gun violence can cause lasting trauma in young people, leading to PTSD, chronic stress, and decreased future earnings.
- From 2013 to 2017, 801 people under age 25 were killed with a gun in Arizona.
- Guns are the third-leading cause of death for Arizona children ages 1–17.

Published January 2019. Sources: CDC WONDER, FBI Supplementary Homicide Reports.

PROVEN SOLUTIONS TO PREVENT GUN VIOLENCE IN ARIZONA

Arizona continues to endanger the safety of residents by failing to strengthen its weak gun laws. The state is lacking a number of basic gun safety laws, including requiring a background check on every firearm sale or transfer. In order to raise its F grade and save lives from gun violence, Arizona should **repeal its dangerous permitless concealed carry law and pass a law requiring background checks on all gun purchases**. The state should also limit the number of firearms that may be purchased at one time and impose a waiting period on firearm sales. [Learn more about Arizona's gun laws at lawcenter.giffords.org/AZ](http://lawcenter.giffords.org/AZ).



Arizona earned an F on our Annual Gun Law State Scorecard. Visit gunlawscorecard.org to learn how to raise your state's grade.

ANNUAL COST OF
GUN VIOLENCE:

**\$5.4
BILLION**

\$815 PER RESIDENT



9 HOURS

Someone is killed with a gun every nine hours in Arizona. That's 1,013 people a year.

THE STATE OF GUN VIOLENCE IN **ARKANSAS**

Gun violence has a devastating impact on Arkansas, claiming the lives of hundreds of residents each year. State lawmakers can and must do more to keep their constituents safe and save lives from gun violence.

GUN SUICIDE

- 64% of all gun deaths in Arkansas are suicides, and more than 61% of all suicide deaths in Arkansas involve firearms.
- From 2013 to 2017, 1,710 people in Arkansas died by gun-related suicide—one every 26 hours.

URBAN GUN VIOLENCE

- Gun violence has a disproportionate impact on urban communities of color.
- Black men make up less than 8% of Arkansas's population, but account for half of the state's gun homicide victims.
- In Arkansas, black men ages 18–24 are more than 16 times more likely than white men the same age to be murdered with a gun.

DOMESTIC VIOLENCE

- Guns make domestic violence incidents far more likely to end in death.
- More than 60% of Arkansas's intimate partner homicides involve a gun.
- From 2007 to 2016, 62 women were killed with a gun by their intimate partner in Arkansas.

YOUNG PEOPLE AND GUNS

- Exposure to gun violence can cause lasting trauma in young people, leading to PTSD, chronic stress, and decreased future earnings.
- From 2013 to 2017, 479 people under age 25 were killed with a gun in Arkansas.
- Guns are the second-leading cause of death for Arkansas children ages 1–17.

Published January 2019. Sources: CDC WONDER, FBI Supplementary Homicide Reports.

PROVEN SOLUTIONS TO PREVENT GUN VIOLENCE IN ARKANSAS

Arkansas has one of the highest gun death rates among the states, and exports crime guns at almost twice the rate of the national average. The state lacks a number of basic gun safety laws, including requiring a background check for all firearm purchases and transfers. To raise its grade and save lives, Arkansas should **pass laws that require background checks on all gun purchases and keep guns away from domestic abusers**. The state should also grant local governments the authority to regulate firearms and ammunition. [Learn more about Arkansas's gun laws at lawcenter.giffords.org/AR](http://lawcenter.giffords.org/AR).



Arkansas earned an F on our Annual Gun Law State Scorecard. Visit gunlawscorecard.org to learn how to raise your state's grade.

ANNUAL COST OF
GUN VIOLENCE:

**\$2.8
BILLION**

\$939 PER RESIDENT



16 HOURS

Someone is killed with a gun every 16 hours in Arkansas. That's 534 people a year.

THE STATE OF GUN VIOLENCE IN **CALIFORNIA**

Despite strong gun safety laws and a low gun death rate compared to other states, over 3,000 Californians are killed by a gun each year. State lawmakers must continue to enact proactive gun safety measures.

GUN SUICIDE

- More than half of all gun deaths in California are suicides, and nearly 40% of all suicide deaths in California involve firearms.
- From 2013 to 2017, 7,917 people in California died by gun-related suicide. That's one every 6 hours.

URBAN GUN VIOLENCE

- Gun violence has a disproportionate impact on urban communities of color.
- Black men make up less than 4% of California's population, but account for nearly 31% of the state's gun homicide victims.
- In California, black men ages 18–24 are more than 18 times more likely than white men the same age to be murdered with a gun.

DOMESTIC VIOLENCE

- Guns make domestic violence incidents far more likely to end in death.
- Nearly 50% of California's intimate partner homicides involve a gun.
- From 2007 to 2016, 572 women were killed with a gun by their intimate partner in California.

YOUNG PEOPLE AND GUNS

- Exposure to gun violence can cause lasting trauma in young people, leading to PTSD, chronic stress, and decreased future earnings.
- From 2013 to 2017, 3,278 people under age 25 were killed with a gun in California.
- Guns are the third-leading cause of death for California children ages 1–17.

Published January 2019. Sources: CDC WONDER, FBI Supplementary Homicide Reports.



California earned an A on our Annual Gun Law State Scorecard. Visit gunlawscorecard.org to learn how to raise your state's grade.

ANNUAL COST OF GUN VIOLENCE:

**\$18
BILLION**
\$479 PER RESIDENT



3 HOURS

Someone is killed with a gun every three hours in California. That's 3,086 people a year.

PROVEN SOLUTIONS TO PREVENT GUN VIOLENCE IN CALIFORNIA

Though California has the strongest gun laws in the nation and has successfully cut its gun death rate in half over the last 25 years, it could do even more to save lives. In 2018, gun safety advocates defeated dangerous gun lobby-backed bills that would have allowed guns in K–12 schools and college campuses. To further reduce gun violence, state lawmakers should **regulate the sale of dangerous DIY firearm assembly kits and increase funding for urban gun violence intervention programs**, which have been shown to reduce gun violence by up to 70%. [Learn more about California's gun laws at lawcenter.giffords.org/CA.](http://lawcenter.giffords.org/CA)

THE STATE OF GUN VIOLENCE IN COLORADO

Gun violence exacts a serious toll on Colorado, with hundreds of residents killed with a gun each year, and even more wounded. Lawmakers in Colorado can and must do more to save lives.

GUN SUICIDE

- Nearly 78% of gun deaths in Colorado are suicides, and more than half of all suicide deaths in Colorado involve firearms.
- From 2013 to 2017, 2,774 people in Colorado died by gun-related suicide. That's one every 16 hours.

URBAN GUN VIOLENCE

- Gun violence has a disproportionate impact on urban communities of color.
- Black and Hispanic men make up less than 13% of Colorado's population, but account for more than 47% of the state's gun homicide victims.
- In Colorado, black men ages 18–24 are nearly 13 times more likely than white men the same age to be murdered with a gun.

DOMESTIC VIOLENCE

- Guns make domestic violence incidents far more likely to end in death.
- Over 55% of Colorado's intimate partner homicides involve a gun.
- From 2007 to 2016, 133 people were killed with a gun by their intimate partner in Colorado.

YOUNG PEOPLE AND GUNS


- Exposure to gun violence can cause lasting trauma in young people, leading to PTSD, chronic stress, and decreased future earnings.
- From 2013 to 2017, 604 people under age 25 were killed with a gun in Colorado.
- Guns are the second-leading cause of death for Colorado children ages 1–17.

Published January 2019. Sources: CDC WONDER, Colorado Bureau of Investigation, Keating Research.

PROVEN SOLUTIONS TO PREVENT GUN VIOLENCE IN COLORADO

After the 2012 mass shooting in a movie theater in Aurora, state lawmakers passed a law requiring a background check before most firearm transfers and banning large-capacity ammunition magazines. Colorado legislators can and should continue to take action to save lives from gun violence, including by **enacting an extreme risk protection order law** (a policy supported by 81% of Colorado residents), **requiring gun dealers to obtain a state license**, and **mandating reporting of lost or stolen firearms**.

Learn more about Colorado's gun laws at lawcenter.giffords.org/CO.



Colorado earned a C on our Annual Gun Law State Scorecard. Visit gunlawscorecard.org to learn how to raise your state's grade.

ANNUAL COST OF
GUN VIOLENCE:

**\$3.5
BILLION**

\$668 PER RESIDENT



12 HOURS

Someone is killed with a gun every 12 hours in Colorado. That's 715 people a year.

THE STATE OF GUN VIOLENCE IN CONNECTICUT

Connecticut has made important progress in strengthening its gun laws in recent years, yet too many residents lose their lives to gun violence. Lawmakers can and should do more to protect their constituents.

GUN SUICIDE

- More than 60% of gun deaths in Connecticut are suicides, and nearly 30% of all suicide deaths in Connecticut involve firearms.
- From 2008 to 2017, 1,074 people in Connecticut died by gun-related suicide.

URBAN GUN VIOLENCE

- Gun violence has a disproportionate impact on urban communities of color.
- Black men make up less than 6% of Connecticut's population, but account for more than 53% of the state's gun homicide victims.
- In Connecticut, black men ages 18–35 are nearly 39 times more likely than white men the same age to be murdered with a gun.

DOMESTIC VIOLENCE

- Guns make domestic violence incidents far more likely to end in death.
- Nearly 50% of Connecticut's intimate partner homicides involve a gun.
- From 2007 to 2016, 39 women were killed with a gun by their intimate partner in Connecticut.


YOUNG PEOPLE AND GUNS

- Exposure to gun violence can cause lasting trauma in young people, leading to PTSD, chronic stress, and decreased future earnings.
- From 2008 to 2017, 404 people under age 25 were killed with a gun in Connecticut.

Published January 2019. Sources: CDC WONDER, FBI Supplementary Homicide Reports.

PROVEN SOLUTIONS TO PREVENT GUN VIOLENCE IN CONNECTICUT

Connecticut continued to strengthen its strong gun safety laws in 2018 by banning trigger activators such as bump stocks. After the mass shooting at Sandy Hook Elementary in 2012, Connecticut overhauled its gun laws, and today the state has one of the lowest gun death rates in the nation. It could strengthen its laws further by **imposing safety standards on firearms, limiting bulk firearms purchases, and requiring unattended guns to be stored safely.** [Learn more about Connecticut's gun laws at lawcenter.giffords.org/CT.](http://lawcenter.giffords.org/CT)



Connecticut earned an A- on our Annual Gun Law State Scorecard. Visit gunlawscorecard.org to learn how to raise your state's grade.

ANNUAL COST OF GUN VIOLENCE:

**\$1.2
BILLION**
\$333 PER RESIDENT



2 DAYS
Someone is killed with a gun every two days in Connecticut. That's 179 people a year.

THE STATE OF GUN VIOLENCE IN **DELAWARE**

Even though Delaware has stronger gun safety laws than many other states, lawmakers should continue to act proactively to protect their constituents and enact policies and programs that prevent shootings.

GUN SUICIDE

- Nearly 54% of gun deaths in Delaware are suicides, and nearly half of all suicide deaths in Delaware involve firearms.
- From 2008 to 2017, 503 people in Delaware died by gun-related suicide.

URBAN GUN VIOLENCE

- Gun violence has a disproportionate impact on urban communities of color.
- Black men make up just 11% of Delaware's population, but account for more than 76% of the state's gun homicide victims.
- In Delaware, black men ages 18–35 are nearly 32 times more likely than white men the same age to be murdered with a gun.

DOMESTIC VIOLENCE

- Guns make domestic violence incidents far more likely to end in death.
- Nearly 50% of Delaware's intimate partner homicides involve a gun.


YOUNG PEOPLE AND GUNS

- Exposure to gun violence can cause lasting trauma in young people, leading to PTSD, chronic stress, and decreased future earnings.
- From 2008 to 2017, 229 people under age 25 were killed with a gun in Delaware.
- Guns are the third-leading cause of death for Delaware children ages 1–17.

Published January 2019. Sources: CDC WONDER, FBI Supplementary Homicide Reports.

PROVEN SOLUTIONS TO PREVENT GUN VIOLENCE IN DELAWARE

Delaware strengthened its gun laws in 2018 by banning the use of bump stocks and other trigger activators, as well as enacting an extreme risk protection order law. The state also has strong laws that obligate gun owners to report the loss or theft of their firearms. To further improve its laws and save more lives from gun violence, Delaware should **strengthen its child access prevention laws, ban dangerous military-style weaponry, and require the registration of all firearms.** [Learn more about Delaware's gun laws at lawcenter.giffords.org/DE.](https://www.lawcenter.giffords.org/DE)



Delaware earned a B on our Annual Gun Law State Scorecard. Visit gunlawscorecard.org to learn how to raise your state's grade.

ANNUAL COST OF
GUN VIOLENCE:

**\$611
MILLION**

\$654 PER RESIDENT



4 DAYS

Someone is killed with a gun every four days in Delaware. That's 107 people a year.

THE STATE OF GUN VIOLENCE IN FLORIDA

Florida has made progress strengthening its gun safety laws since the Parkland shooting, yet there remains much more for lawmakers to do to protect the thousands of Floridians who die from gun violence each year.

GUN SUICIDE

- More than 63% of gun deaths in Florida are suicides, and more than half of all suicide deaths in Florida involve firearms.
- From 2013 to 2017, 8,129 people in Florida died by gun-related suicide. That's one every 5 hours.

URBAN GUN VIOLENCE

- Gun violence has a disproportionate impact on urban communities of color.
- Black men make up less than 9% of Florida's population, but nearly 53% of gun homicide victims.
- In Florida, black men ages 18–24 are 12 times more likely than white men the same age to be murdered with a gun.

GUN TRAFFICKING

- Because of the state's weak gun laws, guns are purchased in Florida and trafficked to states with stronger gun laws, where they end up in the hands of criminals and people unable to pass a background check.
- From 2013 to 2017, 16,630 guns originally purchased in Florida were recovered after being used in crimes in other states.

YOUNG PEOPLE AND GUNS

- Exposure to gun violence can cause lasting trauma in young people, leading to PTSD, chronic stress, and decreased future earnings.
- From 2013 to 2017, 2,224 people under age 25 were killed with a gun in Florida.
- Guns are the third-leading cause of death for Florida children ages 1–17.

Published January 2019. Sources: CDC WONDER, ATF Firearms Trace Data Reports, Quinnipiac University.

PROVEN SOLUTIONS TO PREVENT GUN VIOLENCE IN FLORIDA

After the mass shooting at Marjory Stoneman Douglas High School in Parkland, lawmakers in Florida passed an extreme risk protection order law and banned bump stocks and other trigger activators. While this is important progress, state legislators must continue to take action to save lives from gun violence, including by **enacting universal background checks** (supported by 96% of Florida voters), **banning military-style weaponry**, and **funding urban violence intervention programs**, which have been shown to reduce gun violence by up to 70%. [Learn more about Florida's gun laws at lawcenter.giffords.org/FL](http://lawcenter.giffords.org/FL).



Florida earned a C- on our Annual Gun Law State Scorecard. Visit gunlawscorecard.org to learn how to raise your state's grade.

ANNUAL COST OF
GUN VIOLENCE:

**\$14
BILLION**

\$723 PER RESIDENT



3 HOURS

Someone is killed with a gun every three hours in Florida. That's 2,568 people a year.

THE STATE OF GUN VIOLENCE IN GEORGIA

Gun violence has a devastating impact on Georgia, with 1,459 residents dying from gun violence each year. State lawmakers can and must do more to keep their constituents safe from this deadly public safety crisis.

GUN SUICIDE

- More than 57% of gun deaths in Georgia are suicides, and nearly 63% of all suicide deaths in Georgia involve firearms.
- From 2013 to 2017, 4,190 people in Georgia died by gun-related suicide. That's one every 10 hours.

URBAN GUN VIOLENCE

- Gun violence has a disproportionate impact on urban communities of color.
- Black men make up just 15% of Georgia's population, but account for more than two-thirds of the state's gun homicide victims.
- In Georgia, black men ages 18–24 are more than 14 times more likely than white men the same age to be murdered with a gun.

DOMESTIC VIOLENCE

- Guns make domestic violence incidents far more likely to end in death.
- Nearly 72% of Georgia's intimate partner homicides involve a gun.
- From 2007 to 2016, 293 women were killed with a gun by their intimate partner in Georgia.

YOUNG PEOPLE AND GUNS

- Exposure to gun violence can cause lasting trauma in young people, leading to PTSD, chronic stress, and decreased future earnings.
- From 2013 to 2017, 1,637 people under age 25 were killed with a gun in Georgia.
- Guns are the second-leading cause of death for Georgia children ages 1–17.

Published January 2019. Sources: CDC WONDER, FBI Supplementary Homicide Reports.

PROVEN SOLUTIONS TO PREVENT GUN VIOLENCE IN GEORGIA

Georgia lacks many basic gun safety laws necessary to keep residents safe. The state recently made a modest improvement to its gun laws by enacting a law that makes it harder for criminals to traffic firearms from the legal to the illegal market. Yet state lawmakers also passed a highly dangerous bill allowing concealed carry on college and university campuses. To save lives from gun violence, lawmakers in Georgia should **repeal the state's guns on campus law, pass universal background checks, and ban military-style weapons.** [Learn more about Georgia's gun laws at lawcenter.giffords.org/GA.](http://lawcenter.giffords.org/GA)



Georgia earned an F on our Annual Gun Law State Scorecard. Visit gunlawscorecard.org to learn how to raise your state's grade.

ANNUAL COST OF
GUN VIOLENCE:

**\$7.9
BILLION**

\$787 PER RESIDENT



6 HOURS

Someone is killed with a gun every six hours in Georgia. That's 1,459 people a year.

THE STATE OF GUN VIOLENCE IN HAWAII

Even though Hawaii has stronger gun safety laws than many other states, lawmakers should continue to act proactively to protect their constituents and save lives from gun violence.

GUN SUICIDE

- More than 72% of gun deaths in Hawaii are suicides, and nearly 18% of all suicide deaths in Hawaii involve firearms.
- From 2008 to 2017, 358 people in Hawaii died by gun-related suicide.

DOMESTIC VIOLENCE

- Guns make domestic violence incidents far more likely to end in death.
- Nearly 43% of Hawaii's intimate partner homicides involve a gun.

TRAFFICKING

- Hawaii's strong gun laws are undermined by gun trafficking. Guns are purchased in states with weaker gun laws and brought into Hawaii, where they end up in the hands of criminals and people unable to pass a background check.
- From 2013 to 2017, more than 57% of guns recovered at Hawaii crime scenes originated from out of state.

YOUNG PEOPLE AND GUNS

- Exposure to gun violence can cause lasting trauma in young people, leading to PTSD, chronic stress, and decreased future earnings.
- From 2008 to 2017, 54 people under age 25 were killed with a gun in Hawaii.

Published January 2019. Sources: CDC WONDER, ATF Firearms Trace Data Report, FBI Supplementary Homicide Reports.

PROVEN SOLUTIONS TO PREVENT GUN VIOLENCE IN HAWAII

Hawaii has some of the strongest gun laws in the nation and one of the lowest gun death rates. In 2018, Hawaii continued to improve its strong gun safety laws by banning bump stocks and requiring individuals to relinquish their firearms within seven days of becoming prohibited from owning them. The state should build on this progress by **enacting an extreme risk protection law, prohibiting bulk firearm purchases, and requiring sellers to keep permanent records of firearm sales.** [Learn more about Hawaii's gun laws at \[lawcenter.giffords.org/HI\]\(http://lawcenter.giffords.org/HI\).](#)



Hawaii earned an A- on our Annual Gun Law State Scorecard. Visit gunlawscorecard.org to learn how to raise your state's grade.

ANNUAL COST OF
GUN VIOLENCE:

**\$248
MILLION**

\$179 PER RESIDENT



8 DAYS

Someone is killed with a gun every eight days in Hawaii. That's 48 people every year.

THE STATE OF GUN VIOLENCE IN IDAHO

Idaho's weak gun laws endanger its residents, particularly those at risk for suicide. Legislators owe it to their constituents to take proactive measures to save lives from gun violence.

GUN SUICIDE

- More than 87% of gun deaths in Idaho are suicides, and 61% of all suicide deaths in Idaho involve firearms.
- From 2013 to 2017, 1,056 people in Idaho died by gun-related suicide. That's one every 42 hours.

DOMESTIC VIOLENCE

- Guns make domestic violence incidents far more likely to end in death.
- Nearly 54% of Idaho's intimate partner homicides involve a gun.
- From 2007 to 2016, 31 women were killed with a gun by their intimate partner in Idaho.

TRAFFICKING

- Because of the state's weak gun laws, guns are purchased in Idaho and trafficked to states with stronger gun laws, where they end up in the hands of criminals and people unable to pass a background check.
- From 2013 to 2017, 2,417 guns originally purchased in Idaho were recovered after being used in crime in other states.

YOUNG PEOPLE AND GUNS

- Exposure to gun violence can cause lasting trauma in young people, leading to PTSD, chronic stress, and decreased future earnings.
- From 2008 to 2017, 364 people under age 25 were killed with a gun in Idaho.
- Guns are the second-leading cause of death for Idaho children ages 1-17.

Published January 2019. Sources: CDC WONDER, ATF Firearms Trace Data Report, FBI Supplementary Homicide Reports .

PROVEN SOLUTIONS TO PREVENT GUN VIOLENCE IN IDAHO

Idaho weakened its already minimal gun laws in 2018 by adopting dangerous Stand Your Ground legislation, which removes an individual's responsibility to retreat before using deadly force in self-defense in public. To save lives from gun violence, Idaho should **pass universal background checks and repeal policies like permitless carry and Stand Your Ground that encourage the reckless use of lethal force.** The state should also require licenses for firearm dealers and regulate unsafe handguns. **Learn more about Idaho's gun laws at lawcenter.giffords.org/ID.**



Idaho earned an F on our Annual Gun Law State Scorecard. Visit gunlawscorecard.org to learn how to raise your state's grade.

ANNUAL COST OF
GUN VIOLENCE:

**\$1.2
BILLION**

\$723 PER RESIDENT



36 HOURS

Someone is killed with a gun every 36 hours in Idaho. That's 242 people every year.

THE STATE OF GUN VIOLENCE IN ILLINOIS

Despite the state's relatively strong gun laws, 1,310 lives are lost to gun violence in Illinois each year. Firearms trafficked in from states with weaker laws play a major role in the high number of gun deaths in Chicago.

GUN SUICIDE

- Nearly 40% of gun deaths in Illinois are suicides, and more than 37% of all suicide deaths in Illinois involve firearms.
- From 2013 to 2017, 2,607 people in Illinois died by gun-related suicide—one every 17 hours.

URBAN GUN VIOLENCE

- Gun violence has a disproportionate impact on urban communities of color.
- Black men make up just 7% of Illinois's population, but 72% of gun homicide victims.
- In Illinois, black men ages 18–24 are 61 times more likely than white men the same age to be murdered with a gun.

TRAFFICKING

- Illinois's relatively strong gun laws are undermined by gun trafficking. Guns purchased in states with weaker gun laws are brought into Illinois, where they end up in the hands of criminals.
- From 2013 to 2017, 21,024 guns originally purchased in other states were recovered after being used in crime in Illinois.

YOUNG PEOPLE AND GUNS

- Exposure to gun violence can cause lasting trauma in young people, leading to PTSD, chronic stress, and decreased future earnings.
- From 2013 to 2017, 2,074 people under age 25 were killed with a gun in Illinois.
- Guns are the leading cause of death for Illinois children ages 1–17.

Published January 2019. Sources: CDC WONDER, ATF Firearms Trace Data Reports.

PROVEN SOLUTIONS TO PREVENT GUN VIOLENCE IN ILLINOIS

Illinois strengthened its gun laws in 2018 by adopting extreme risk protection legislation, increasing its investment in violence intervention programs, and extending its firearm waiting period. The state also has laws that regulate unsafe handguns and closes the private sale background checks loophole. Illinois could further improve its relatively strong laws by **regulating gun dealers, limiting bulk firearm purchases, and restricting large-capacity magazines**. [Learn more about Illinois's gun laws at \[lawcenter.giffordslawcenter.org/IL\]\(https://www.giffordslawcenter.org/IL\).](https://www.giffordslawcenter.org/IL)



Illinois earned a B+ on our Annual Gun Law State Scorecard. Visit gunlawscorecard.org to learn how to raise your state's grade.

ANNUAL COST OF
GUN VIOLENCE:

**\$7.2
BILLION**

\$561 PER RESIDENT



7 HOURS

Someone is killed with a gun every seven hours in Illinois. That's 1,310 people a year.

THE STATE OF GUN VIOLENCE IN INDIANA

Gun violence poses a serious health risk to the people of Indiana, claiming the lives of 907 residents each year. Lawmakers owe it to their constituents to strengthen their state's gun laws.

GUN SUICIDE

- Nearly 61% of gun deaths in Indiana are suicides, and nearly 56% of all suicide deaths in Indiana involve firearms.
- From 2013 to 2017, 2,763 people in Indiana died by gun-related suicide. That's one every 16 hours.

URBAN GUN VIOLENCE

- Gun violence has a disproportionate impact on urban communities of color.
- Black men make up just 5% of Indiana's population, but account for more than 57% of the state's gun homicide victims.
- In Indiana, black men ages 18–24 are 33 times more likely than white men the same age to be murdered with a gun.

DOMESTIC VIOLENCE

- Guns make domestic violence incidents far more likely to end in death.
- Nearly 53% of Indiana's intimate partner homicides involve a gun.
- From 2007 to 2016, 113 women were killed with a gun by their intimate partner in Indiana.

YOUNG PEOPLE AND GUNS

- Exposure to gun violence can cause lasting trauma in young people, leading to PTSD, chronic stress, and decreased future earnings.
- From 2013 to 2017, 1,037 people under age 25 were killed with a gun in Indiana.
- Guns are the second-leading cause of death for Indiana children ages 1–17.

Published January 2019. Sources: CDC WONDER, FBI Supplementary Homicide Reports.

PROVEN SOLUTIONS TO PREVENT GUN VIOLENCE IN INDIANA

Indiana has relatively weak gun laws that endanger the lives of residents. Fortunately, in 2018, advocates helped defeat dangerous bills allowing permitless carry and guns in K–12 schools in the state legislature. While the state does prohibit domestic abusers from purchasing or possessing firearms and require handgun dealers to obtain a state license, Indiana should strengthen its laws to **require background checks on all gun sales and regulate military-grade weapons and magazines**. [Learn more about Indiana's gun laws at \[lawcenter.giffords.org/IN\]\(http://lawcenter.giffords.org/IN\).](#)



Indiana earned a D- on our Annual Gun Law State Scorecard. Visit gunlawscorecard.org to learn how to raise your state's grade.

ANNUAL COST OF
GUN VIOLENCE:

**\$4.4
BILLION**

\$671 PER RESIDENT



Someone is killed with a gun every 10 hours in Indiana. That's 907 people a year.

THE STATE OF GUN VIOLENCE IN IOWA

Gun violence exacts a serious toll in Iowa, with hundreds of Iowans killed with a gun each year and even more wounded. State lawmakers can and must pass stronger gun laws to keep residents safe.

GUN SUICIDE

- 80% of gun deaths in Iowa are suicides, and nearly 48% of all suicide deaths in Iowa involve firearms.
- From 2013 to 2017, 1,058 people in Iowa died by gun-related suicide.

URBAN GUN VIOLENCE

- Gun violence has a disproportionate impact on urban communities of color.
- Black men make up just 2% of Iowa's population, but account for approximately a third of the state's gun homicide victims.
- In Iowa, black men ages 18–24 are more than 23 times more likely than white men the same age to be murdered with a gun.

DOMESTIC VIOLENCE

- Guns make domestic violence incidents far more likely to end in death.
- Nearly 40% of Iowa's intimate partner homicides involve a gun.

YOUNG PEOPLE AND GUNS

- Exposure to gun violence can cause lasting trauma in young people, leading to PTSD, chronic stress, and decreased future earnings.
- From 2008 to 2017, 429 people under age 25 were killed with a gun in Iowa.
- Guns are the third-leading cause of death for Iowa children ages 1–17.

Published January 2019. Sources: CDC WONDER, FBI Supplementary Homicide Reports.

PROVEN SOLUTIONS TO PREVENT GUN VIOLENCE IN IOWA

Iowa has implemented a few key gun safety laws, but overall its laws need to be much stronger to make an impact on gun violence in the state. In recent years, Iowa enacted a deadly Stand Your Ground law, as well as a law allowing concealed carry in the state capitol. Activists defeated two dangerous gun lobby-backed bills in 2018, including a bill to allow guns in K–12 schools and a permitless carry bill. Legislators should take action to save lives from gun violence by **enacting an extreme risk protection order law and strengthening existing background check laws**. [Learn more about Iowa's gun laws at lawcenter.giffords.org/IA](http://lawcenter.giffords.org/IA).



Iowa earned a C on our Annual Gun Law State Scorecard. Visit gunlawscorecard.org to learn how to raise your state's grade.

ANNUAL COST OF GUN VIOLENCE:

**\$1.3
BILLION**

\$422 PER RESIDENT



Someone is killed with a gun every 33 hours in Iowa. That's 264 people a year.

THE STATE OF GUN VIOLENCE IN KANSAS

Gun violence exacts a serious toll in Kansas, claiming the life of a resident every day. Lawmakers can and should do more to keep their constituents safe and save lives from gun violence.

GUN SUICIDE

- Nearly 70% of gun deaths in Kansas are suicides, and nearly 53% of all suicide deaths in Kansas involve firearms.
- From 2013 to 2017, 1,276 people in Kansas died by gun-related suicide. That's one every 34 hours.

URBAN GUN VIOLENCE

- Gun violence has a disproportionate impact on urban communities of color.
- Black men make up less than 4% of Kansas's population, but account for nearly a third of the state's gun homicide victims.
- In Kansas, black men ages 18–24 are nearly 15 times more likely than white men the same age to be murdered with a gun.

DOMESTIC VIOLENCE

- Guns make domestic violence incidents far more likely to end in death.
- Nearly 60% of Kansas's intimate partner homicides involve a gun.
- From 2007 to 2016, 53 women were killed with a gun by their intimate partner in Kansas.

YOUNG PEOPLE AND GUNS


- Exposure to gun violence can cause lasting trauma in young people, leading to PTSD, chronic stress, and decreased future earnings.
- From 2008 to 2017, 707 people under age 25 were killed with a gun in Kansas.
- Guns are the third-leading cause of death for Kansas children ages 1–17.

Published January 2019. Sources: CDC WONDER, FBI Supplementary Homicide Report.s .

PROVEN SOLUTIONS TO PREVENT GUN VIOLENCE IN KANSAS

Kansas recently strengthened its weak gun laws by prohibiting certain domestic abusers from acquiring or possessing guns. The state is still lacking a number of fundamental gun safety laws, including waiting periods on firearm purchases and a requirement that firearms dealers obtain a state license. To save lives from gun violence, the state should **pass universal background checks, repeal its dangerous permitless carry and campus carry laws, and enact extreme risk protection order legislation.**

Learn more about Kansas's gun laws at lawcenter.giffords.org/KS.



Kansas earned an F on our Annual Gun Law State Scorecard. Visit gunlawscorecard.org to learn how to raise your state's grade.

ANNUAL COST OF
GUN VIOLENCE:

**\$1.9
BILLION**

\$665 PER RESIDENT



Someone is killed with a gun every 24 hours in Kansas. That's 368 people a year.

THE STATE OF GUN VIOLENCE IN KENTUCKY

Gun violence poses a serious public safety risk to the people of Kentucky, claiming the lives of 690 residents each year and wounding even more. State lawmakers can and must do more to keep their constituents safe.

GUN SUICIDE

- Nearly 70% of gun deaths in Kentucky are suicides, and 64% of all suicide deaths in Kentucky involve firearms.
- From 2013 to 2017, 2,387 people in Kentucky died by gun-related suicide. That's one every 18 hours.

URBAN GUN VIOLENCE

- Gun violence has a disproportionate impact on urban communities of color.
- Black men make up less than 5% of Kentucky's population, but account for nearly 37% of the state's gun homicide victims.
- In Kentucky, black men ages 18–24 are more than 13 times more likely than white men the same age to be murdered with a gun.

DOMESTIC VIOLENCE

- Guns make domestic violence incidents far more likely to end in death.
- Nearly 74% of Kentucky's intimate partner homicides involve a gun.
- From 2007 to 2016, 126 women were killed with a gun by their intimate partner in Kentucky.

YOUNG PEOPLE AND GUNS

- Exposure to gun violence can cause lasting trauma in young people, leading to PTSD, chronic stress, and decreased future earnings.
- From 2013 to 2017, 562 people under age 25 were killed with a gun in Kentucky.
- Guns are the second-leading cause of death for Kentucky children ages 1–17.

Published January 2019. Sources: CDC WONDER, FBI Supplementary Homicide Reports.

PROVEN SOLUTIONS TO PREVENT GUN VIOLENCE IN KENTUCKY

Kentucky has some of the worst gun laws in the nation. Fortunately, in 2018, gun safety advocates helped defeat a number of dangerous gun lobby-backed initiatives in the state, including a permitless carry bill and legislation that would allow guns in K–12 schools and on college campuses. To save lives from gun violence, Kentucky lawmakers need to enact a number of basic gun safety laws, including **universal background checks and stronger laws to keep guns away from domestic abusers**. [Learn more about Kentucky's gun laws at \[lawcenter.giffords.org/KY\]\(http://lawcenter.giffords.org/KY\).](#)



Kentucky earned an F on our Annual Gun Law State Scorecard. Visit gunlawscorecard.org to learn how to raise your state's grade.

ANNUAL COST OF GUN VIOLENCE:

**\$3.6
BILLION**
\$819 PER RESIDENT



Someone is killed with a gun every 13 hours in Kentucky. That's 690 people a year.

THE STATE OF GUN VIOLENCE IN LOUISIANA

Gun violence has a devastating impact on Louisiana, claiming the lives of 946 residents each year. State lawmakers can and must do more to keep their constituents safe from gun violence.

GUN SUICIDE

- Nearly 47% of gun deaths in Louisiana are suicides, and more than 65% of all suicide deaths in Louisiana involve firearms.
- From 2013 to 2017, 2,204 people in Louisiana died by gun-related suicide—one every 20 hours.

URBAN GUN VIOLENCE

- Gun violence has a disproportionate impact on urban communities of color.
- Black men make up less than 16% of Louisiana's population, but account for nearly 72% of the state's gun homicide victims.
- In Louisiana, black men ages 18–24 are nearly 21 times more likely than white men the same age to be murdered with a gun.

DOMESTIC VIOLENCE

- Guns make domestic violence incidents far more likely to end in death.
- More than 63% of Louisiana's intimate partner homicides involve a gun.
- From 2007 to 2016, 172 women were killed with a gun by their intimate partner in Louisiana.

YOUNG PEOPLE AND GUNS

- Exposure to gun violence can cause lasting trauma in young people, leading to PTSD, chronic stress, and decreased future earnings.
- From 2013 to 2017, 1,162 people under age 25 were killed with a gun in Louisiana.
- Guns are the second-leading cause of death for Louisiana children ages 1–17.

Published January 2019. Sources: CDC WONDER, FBI Supplementary Homicide Reports.

PROVEN SOLUTIONS TO PREVENT GUN VIOLENCE IN LOUISIANA

Louisiana has one of the highest rates of gun death among the states, and correspondingly weak gun laws. Although Louisiana strengthened its gun laws in recent years by making it harder for domestic abusers and other prohibited people to access guns, the state fails to require a background check for every gun sale or transfer and does not regulate military-style weapons. **Passing these regulations and imposing a waiting period on firearm sales** are two of the many ways Louisiana could save lives from gun violence. [Learn more about Louisiana's gun laws at lawcenter.giffords.org/LA.](http://lawcenter.giffords.org/LA)



Louisiana earned an F on our Annual Gun Law State Scorecard. Visit gunlawscorecard.org to learn how to raise your state's grade.

ANNUAL COST OF
GUN VIOLENCE:

**\$5.4
BILLION**
\$1,173 PER RESIDENT



9 HOURS
Someone is killed with a gun every nine hours in Louisiana. That's 946 people a year.

THE STATE OF GUN VIOLENCE IN **MAINE**

Maine's weak gun laws endanger its residents, particularly those at risk of suicide. Legislators owe it to their constituents to take proactive measures to save lives from gun violence.

GUN SUICIDE

- More than 88% of gun deaths in Maine are suicides, and nearly 54% of all suicide deaths in Maine involve firearms.
- From 2008 to 2017, 1,173 people in Maine died by gun-related suicide.

DOMESTIC VIOLENCE

- Guns make domestic violence incidents far more likely to end in death.
- Nearly 56% of Maine's intimate partner homicides involve a gun.

TRAFFICKING

- Because of the state's weak gun laws, guns are purchased in Maine and trafficked to states with stronger gun laws, where they end up in the hands of criminals and people unable to pass a background check.
- From 2013 to 2017, 1,416 guns originally purchased in Maine were recovered after being used in crime in other states.

YOUNG PEOPLE AND GUNS

- Exposure to gun violence can cause lasting trauma in young people, leading to PTSD, chronic stress, and decreased future earnings.
- From 2008 to 2017, 164 people under age 25 were killed with a gun in Maine.
- Guns are the third-leading cause of death for Maine children ages 1-17.

Published January 2019. Sources: CDC WONDER, ATF Firearms Trace Data Reports, FBI Supplementary Homicide Reports.

PROVEN SOLUTIONS TO PREVENT GUN VIOLENCE IN MAINE

Though Maine has a low gun death rate, its weak gun laws make it a significant source of guns trafficked across state lines and used in crimes in nearby states. State legislators continue to jeopardize public safety by failing to pass basic gun safety laws like universal background checks. Ways that Maine could save lives from gun violence include **instituting universal background checks, enacting extreme risk protection order legislation, and prohibiting bulk firearm purchases.** [Learn more about Maine's gun laws at \[lawcenter.giffords.org/ME\]\(http://lawcenter.giffords.org/ME\).](#)



Maine earned an F on our Annual Gun Law State Scorecard. Visit gunlawscorecard.org to learn how to raise your state's grade.

ANNUAL COST OF
GUN VIOLENCE:

**\$733
MILLION**

\$551 PER RESIDENT



3 DAYS

Someone is killed with a gun every three days in Maine. That's 146 people every year.

THE STATE OF GUN VIOLENCE IN MARYLAND

Despite the state's relatively strong gun laws, 656 lives are lost to gun violence in Maryland each year. Firearms trafficked in from states with weaker gun laws play a major role in these deaths.

GUN SUICIDE

- Nearly 40% of gun deaths in Maryland are suicides, and more than 44% of all suicide deaths in Maryland involve firearms.
- From 2013 to 2017, 1,300 people in Maryland died by gun-related suicide.

URBAN GUN VIOLENCE

- Gun violence has a disproportionate impact on urban communities of color.
- Black men make up less than 15% of Maryland's population, but account for 82% of the state's gun homicide victims.
- In Maryland, black men ages 18–24 are nearly 38 times more likely than white men the same age to be murdered with a gun.

DOMESTIC VIOLENCE

- Guns make domestic violence incidents far more likely to end in death.
- More than 46% of Maryland's intimate partner homicides involve a gun.
- From 2007 to 2016, 88 women were killed with a gun by their intimate partner in Maryland.

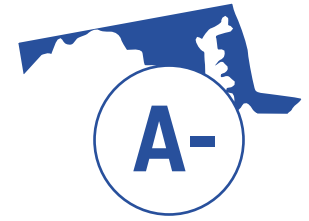
YOUNG PEOPLE AND GUNS

- Exposure to gun violence can cause lasting trauma in young people, leading to PTSD, chronic stress, and decreased future earnings.
- From 2013 to 2017, 812 people under age 25 were killed with a gun in Maryland.

Published January 2019. Sources: CDC WONDER, FBI Supplementary Homicide Reports.

PROVEN SOLUTIONS TO PREVENT GUN VIOLENCE IN MARYLAND

In recent years, the state of Maryland has taken decisive action to save lives from gun violence. Maryland strengthened its gun laws in 2018 by enacting an extreme risk protection order law, banning devices like bump stocks that increase firing rate, and allocating millions of dollars to violence prevention programs. The state also currently has laws on the books requiring waiting periods and reporting lost or stolen firearms. Maryland should continue to strengthen its already strong gun laws by **expanding its background check and gun storage laws**. [Learn more about Maryland's gun laws at lawcenter.giffords.org/MD](http://lawcenter.giffords.org/MD).



Maryland earned an A- on our Annual Gun Law State Scorecard. Visit gunlawscorecard.org to learn how to raise your state's grade.

ANNUAL COST OF GUN VIOLENCE:

**\$3.6
BILLION**

\$612 PER RESIDENT



13 HOURS

Someone is killed with a gun every 13 hours in Maryland. That's 656 people a year.

THE STATE OF GUN VIOLENCE IN MASSACHUSETTS

Despite the state's strong gun laws and low gun death rate, hundreds of Massachusetts residents are killed or wounded by a gun each year. Lawmakers should continue to enact gun safety proactive laws and policies.

GUN SUICIDE

- More than 56% of gun deaths in Massachusetts are suicides, and nearly 21% of all suicide deaths in Massachusetts involve firearms.
- From 2013 to 2017, 652 people in Massachusetts died by gun-related suicide.

URBAN GUN VIOLENCE

- Gun violence has a disproportionate impact on urban communities of color.
- Black men make up less than 5% of Massachusetts's population, but account for nearly 48% of the state's gun homicide victims.
- In Massachusetts, black men ages 18–24 are nearly 19 times more likely than white men the same age to be murdered with a gun.

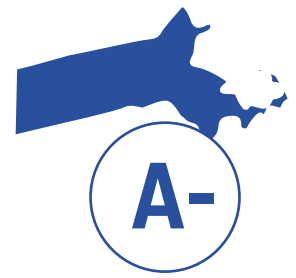
DOMESTIC VIOLENCE

- Guns make domestic violence incidents far more likely to end in death.
- 20% of Massachusetts's intimate partner homicides involve a gun.
- From 2007 to 2016, 26 women were killed with a firearm by their intimate partner in Massachusetts.

YOUNG PEOPLE AND GUNS

- Exposure to gun violence can cause lasting trauma in young people, leading to PTSD, chronic stress, and decreased future earnings.
- From 2008 to 2017, 587 people under age 25 were killed with a gun in Massachusetts.

Published January 2019. Sources: CDC WONDER, FBI Supplementary Homicide Reports.



Massachusetts earned an A- on our Annual Gun Law State Scorecard. Visit gunlawscorecard.org to learn how to raise your state's grade.

ANNUAL COST OF GUN VIOLENCE:

**\$1.5
BILLION**
\$221 PER RESIDENT



Someone is killed with a gun every 38 hours in Massachusetts. That's 231 people a year.

PROVEN SOLUTIONS TO PREVENT GUN VIOLENCE IN MASSACHUSETTS

Massachusetts has some of the strongest gun laws in the nation, and one of the lowest gun death rates. Massachusetts continued to strengthen its effective gun laws in 2018 by adopting extreme risk protection legislation and substantially increasing its investment in violence intervention programs, which have been proven to significantly reduce gun homicides in the state. Massachusetts should continue to improve its laws by **maintaining these important investments and restricting bulk firearm purchases**. [Learn more about Massachusetts's gun laws at lawcenter.giffords.org/MA](http://lawcenter.giffords.org/MA).

THE STATE OF GUN VIOLENCE IN **MICHIGAN**

Gun violence has a devastating impact on Michigan, claiming the lives of 1,163 residents each year. State lawmakers can and must do more to keep residents safe from this deadly public safety crisis.

GUN SUICIDE

- Nearly 60% of gun deaths in Michigan are suicides, and half of all suicide deaths in Michigan involve firearms.
- From 2013 to 2017, 3,436 people in Michigan died by gun-related suicide—one every 13 hours.

URBAN GUN VIOLENCE

- Gun violence has a disproportionate impact on urban communities of color.
- Black men make up just 7% of Michigan's population, but account for nearly 72% of the state's gun homicide victims.
- In Michigan, black men ages 18–24 are more than 44 times more likely than white men the same age to be murdered with a gun.

DOMESTIC VIOLENCE

- Guns make domestic violence incidents far more likely to end in death.
- Nearly 50% of Michigan's intimate partner homicides involve a gun.
- From 2007 to 2016, 133 women were killed with a gun by their intimate partner in Michigan.

YOUNG PEOPLE AND GUNS

- Exposure to gun violence can cause lasting trauma in young people, leading to PTSD, chronic stress, and decreased future earnings.
- From 2013 to 2017, 1,195 people under age 25 were killed with a gun in Michigan.
- Guns are the second-leading cause of death for Michigan children ages 1–17.

Published January 2019. Sources: CDC WONDER, FBI Supplementary Homicide Reports.

PROVEN SOLUTIONS TO PREVENT GUN VIOLENCE IN MICHIGAN

Michigan has implemented a few key gun safety policies in recent years, but still has a long way to go to save lives. Lawmakers even recently considered a reckless bill that would have allowed concealed carry in schools and hospitals. To save lives from gun violence, Michigan's leaders need to stand up to the gun lobby and pass laws that **prohibit the transfer or possession of military-style weapons, regulate unsafe handguns, establish extreme risk protection orders, and require background checks on private sales of long guns.** [Learn more about Michigan's gun laws at lawcenter.giffords.org/MI.](http://lawcenter.giffords.org/MI)



Michigan earned a C on our Annual Gun Law State Scorecard. Visit gunlawscorecard.org to learn how to raise your state's grade.

ANNUAL COST OF GUN VIOLENCE:

**\$6.9
BILLION**
\$696 PER RESIDENT



8 HOURS
Someone is killed with a gun every eight hours in Michigan. That's 1,163 people a year.

THE STATE OF GUN VIOLENCE IN MINNESOTA

While Minnesota has one of the lowest gun death rates in the nation, hundreds of Minnesotans are still killed with a gun each year. State lawmakers can and must do more to keep its residents safe.

GUN SUICIDE

- Nearly 80% of gun deaths in Minnesota are suicides, and more than 45% of all suicide deaths in Minnesota involve firearms.
- From 2013 to 2017, 1,648 people in Minnesota died by gun-related suicide. That's one every 27 hours.

URBAN GUN VIOLENCE

- Gun violence has a disproportionate impact on urban communities of color.
- Black men make up less than 4% of Minnesota's population, but account for nearly 43% of the state's gun homicide victims.
- In Minnesota, black men ages 18–24 are more than 30 times more likely than white men the same age to be murdered with a gun.

DOMESTIC VIOLENCE

- Guns make domestic violence incidents far more likely to end in death.
- Over 50% of Minnesota's intimate partner homicides involve a gun.
- From 2008 to 2017, 100 women were killed with a gun by their intimate partner in Minnesota.


YOUNG PEOPLE AND GUNS

- Exposure to gun violence can cause lasting trauma in young people, leading to PTSD, chronic stress, and decreased future earnings.
- From 2008 to 2017, 743 people under age 25 were killed with a gun in Minnesota.

Published January 2019. Sources: CDC WONDER, Minnesota Coalition for Battered Women, SurveyUSA, Star Tribune.

PROVEN SOLUTIONS TO PREVENT GUN VIOLENCE IN MINNESOTA

Minnesota has made modest improvements to its gun laws in recent years, but much work remains to be done. To save lives from gun violence, state lawmakers should require **background checks on all gun sales** (supported by 90% of Minnesotans), enact an **extreme risk protection order law**, which removes guns from people at risk of harming themselves or others (supported by 87% of Minnesotans), and fund **urban violence intervention programs**, which have been shown to reduce gun violence by up to 70%. **Learn more about Minnesota's gun laws at lawcenter.giffords.org/MN.**



Minnesota earned a C+ on our Annual Gun Law State Scorecard. Visit gunlawscorecard.org to learn how to raise your state's grade.

ANNUAL COST OF GUN VIOLENCE:

**\$2.2
BILLION**
\$409 PER RESIDENT



Someone is killed with a gun every 21 hours in Minnesota. That's 422 people a year.

THE STATE OF GUN VIOLENCE IN MISSISSIPPI

Gun violence exacts a serious toll in Mississippi, with 576 residents dying from gun violence each year. By failing to enact strong gun laws, Mississippi lawmakers continue to endanger their constituents.

GUN SUICIDE

- Almost half of all gun deaths in Mississippi are suicides, and nearly 70% of all suicide deaths in Mississippi involve firearms.
- From 2013 to 2017, 1,385 people in Mississippi died by gun-related suicide.

URBAN GUN VIOLENCE

- Gun violence has a disproportionate impact on urban communities of color.
- Black men make up less than 18% of Mississippi's population, but account for nearly 66% of the state's gun homicide victims.
- In Mississippi, black men ages 18–24 are nearly 13 times more likely than white men the same age to be murdered with a gun.

DOMESTIC VIOLENCE

- Guns make domestic violence incidents far more likely to end in death.
- Nearly 68% of Mississippi's intimate partner homicides involve a gun.
- From 2007 to 2016, 63 women were killed with a gun by their intimate partner in Mississippi.

YOUNG PEOPLE AND GUNS

- Exposure to gun violence can cause lasting trauma in young people, leading to PTSD, chronic stress, and decreased future earnings.
- From 2013 to 2017, 603 people under age 25 were killed with a gun in Mississippi.
- Guns are the second-leading cause of death for Mississippi children ages 1–17.

Published January 2019. Sources: CDC WONDER, FBI Supplementary Homicide Reports.

PROVEN SOLUTIONS TO PREVENT GUN VIOLENCE IN MISSISSIPPI

Mississippi lacks a number of fundamental gun safety laws, including those that require adults to keep guns secure from children and mandate background checks for all firearm purchases. The state consistently has one of the highest gun death rates in the United States. Mississippi failed to pass any new gun safety laws in 2018. To save lives from gun violence, Mississippi should **pass universal background checks, prevent domestic violence offenders from accessing firearms, and repeal its dangerous permitless carry law.** [Learn more about Mississippi's gun laws at lawcenter.giffords.org/MS.](http://lawcenter.giffords.org/MS)



Mississippi earned an F on our Annual Gun Law State Scorecard. Visit gunlawscorecard.org to learn how to raise your state's grade.

ANNUAL COST OF
GUN VIOLENCE:

**\$3.2
BILLION**
\$1,076 PER RESIDENT



15 HOURS
Someone is killed with a gun every 15 hours in Mississippi. That's 576 people a year.

THE STATE OF GUN VIOLENCE IN MISSOURI

Gun violence poses a serious public safety risk to residents of Missouri, 1,074 of whom die from gun violence each year. By failing to enact strong gun laws, Missouri lawmakers continue to endanger constituents.

GUN SUICIDE

- Nearly 58% of gun deaths in Missouri are suicides, and more than 58% of all suicide deaths in Missouri involve firearms.
- From 2013 to 2017, 3,100 people in Missouri died by gun-related suicide. That's one every 14 hours.

URBAN GUN VIOLENCE

- Gun violence has a disproportionate impact on urban communities of color.
- Black men make up just 6% of Missouri's population, but account for nearly 62% of the state's gun homicide victims.
- In Missouri, black men ages 18–24 are more than 38 times more likely than white men the same age to be murdered with a gun.

DOMESTIC VIOLENCE

- Guns make domestic violence incidents far more likely to end in death.
- More than 60% of Missouri's intimate partner homicides involve a gun.
- From 2007 to 2016, 159 women were killed with a gun by their intimate partner in Missouri.

YOUNG PEOPLE AND GUNS

- Exposure to gun violence can cause lasting trauma in young people, leading to PTSD, chronic stress, and decreased future earnings.
- From 2013 to 2017, 1,116 people under age 25 were killed with a gun in Missouri.
- Guns are the second-leading cause of death for Missouri children ages 1–17.

Published January 2019. Sources: CDC WONDER, FBI Supplementary Homicide Reports.

PROVEN SOLUTIONS TO PREVENT GUN VIOLENCE IN MISSOURI

Missouri has among the weakest gun laws in the nation, and a correspondingly high gun death rate. Missouri does not currently regulate military-style weapons or prohibit bulk firearm purchases. The state failed to pass any significant gun laws in 2018, endangering the hundreds of Missourians who lose their lives to gun violence each year. To reduce gun deaths and save lives, the state should **institute universal background checks, repeal its dangerous permitless carry law, and pass an extreme risk protection order law.** [Learn more about Missouri's gun laws at lawcenter.giffords.org/MO.](http://lawcenter.giffords.org/MO)



Missouri earned an F on our Annual Gun Law State Scorecard. Visit gunlawscorecard.org to learn how to raise your state's grade.

ANNUAL COST OF GUN VIOLENCE:

**\$5.5
BILLION**
\$917 PER RESIDENT



8 HOURS
Someone is killed with a gun every eight hours in Missouri. That's 1,074 people a year.

THE STATE OF GUN VIOLENCE IN **MONTANA**

Montana's weak gun laws endanger its residents, particularly those at risk for suicide. Legislators owe it to their constituents to take proactive measures to save lives from gun violence.

GUN SUICIDE

- More than 85% of gun deaths in Montana are suicides, and nearly 63% of all suicide deaths in Montana involve firearms.
- From 2013 to 2017, 845 people in Montana died by gun-related suicide. That's one every two days.

DOMESTIC VIOLENCE

- Guns make domestic violence incidents far more likely to end in death.
- Nearly a third of Montana's intimate partner homicides involve a gun.

TRAFFICKING

- Because of the state's weak gun laws, guns are purchased in Montana and trafficked to states with stronger gun laws, where they end up in the hands of criminals and people unable to pass a background check.
- From 2013 to 2017, 1,937 guns originally purchased in Montana were recovered after being used in crime in other states.

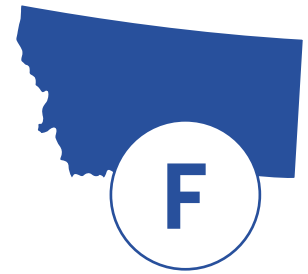
YOUNG PEOPLE AND GUNS

- Exposure to gun violence can cause lasting trauma in young people, leading to PTSD, chronic stress, and decreased future earnings.
- From 2008 to 2017, 290 people under age 25 were killed with a gun in Montana.
- Guns are the second-leading cause of death for Montana children ages 1-17.

Published January 2019. Sources: CDC WONDER, ATF Firearms Trace Data Reports, FBI Supplementary Homicide Reports.

PROVEN SOLUTIONS TO PREVENT GUN VIOLENCE IN MONTANA

Montana lacks many fundamental gun safety laws, from private sale background checks to firearm registration requirements, and has a correspondingly high gun death rate. Montana failed to pass any significant gun laws in 2018. To save lives from gun violence, the state should **institute universal background checks, pass child access prevention and extreme risk protection laws, and ban military-style weaponry**. [Learn more about Montana's gun laws at lawcenter.giffords.org/MT](http://lawcenter.giffords.org/MT).



Montana earned an F on our Annual Gun Law State Scorecard. Visit gunlawscorecard.org to learn how to raise your state's grade.

ANNUAL COST OF
GUN VIOLENCE:

**\$935
MILLION**

\$929 PER RESIDENT



44 HOURS

Someone is killed with a gun every 44 hours in Montana. That's 197 people a year.

THE STATE OF GUN VIOLENCE IN NEBRASKA

Gun violence poses a serious public safety risk to the people of Nebraska, with hundreds of residents killed or wounded with a gun each year. State lawmakers can and must pass stronger gun laws to keep Nebraskans safe.

GUN SUICIDE

- Nearly 71% of gun deaths in Nebraska are suicides, and approximately half of all suicide deaths in Nebraska involve firearms.
- From 2013 to 2017, 600 people in Nebraska died by gun-related suicide.

URBAN GUN VIOLENCE

- Gun violence has a disproportionate impact on urban communities of color.
- Black men make up less than 3% of Nebraska's population, but account for nearly 44% of the state's gun homicide victims.
- In Nebraska, black men ages 18–35 are more than 21 times more likely than white men the same age to be murdered with a gun.

DOMESTIC VIOLENCE

- Guns make domestic violence incidents far more likely to end in death.
- Nearly 42% of Nebraska's intimate partner homicides involve a gun.


YOUNG PEOPLE AND GUNS

- Exposure to gun violence can cause lasting trauma in young people, leading to PTSD, chronic stress, and decreased future earnings.
- From 2008 to 2017, 331 people under age 25 were killed with a gun in Nebraska.
- Guns are the third-leading cause of death for Nebraska children ages 1–17.

Published January 2019. Sources: CDC WONDER, FBI Supplementary Homicide Reports.

PROVEN SOLUTIONS TO PREVENT GUN VIOLENCE IN NEBRASKA

While Nebraska requires background checks for private handgun sales and has recently agreed to fund urban violence reduction programs, it has very few of the other key policies necessary to save lives from gun violence. Nebraska lawmakers should take action by **requiring background checks on all long gun sales, passing a child access prevention law, banning military-style weaponry, and enacting an extreme risk protection order law**, which removes guns from people at risk of harming themselves or others. [Learn more about Nebraska's gun laws at lawcenter.giffords.org/NE.](http://lawcenter.giffords.org/NE)



Nebraska earned a C- on our Annual Gun Law State Scorecard. Visit gunlawscorecard.org to learn how to raise your state's grade.

ANNUAL COST OF
GUN VIOLENCE:

**\$981
MILLION**

\$527 PER RESIDENT



2 DAYS

Someone is killed with a gun every two days in Nebraska. That's 169 people a year.

THE STATE OF GUN VIOLENCE IN NEVADA

Gun violence exacts a serious toll in Nevada, with hundreds killed or wounded each year and the 14th-highest gun death rate in the nation. State lawmakers can and must do more to keep their constituents safe.

GUN SUICIDE

- More than 68% of gun deaths in Nevada are suicides, and nearly 53% of all suicide deaths in Nevada involve firearms.
- From 2013 to 2017, 1,557 people in Nevada died by gun-related suicide. That's one every 28 hours.

URBAN GUN VIOLENCE

- Gun violence has a disproportionate impact on urban communities of color.
- Black and Hispanic men make up just 18% of Nevada's population, but account for more than 51% of the state's gun homicide victims.
- In Nevada, black men ages 18–24 are nearly 10 times more likely than white men the same age to be murdered with a gun.

DOMESTIC VIOLENCE

- Guns make domestic violence incidents far more likely to end in death.
- More than 53% of Nevada's intimate partner homicides involve a gun.
- From 2007 to 2016, 87 women were killed with a gun by their intimate partner in Nevada.

YOUNG PEOPLE AND GUNS

- Exposure to gun violence can cause lasting trauma in young people, leading to PTSD, chronic stress, and decreased future earnings.
- From 2008 to 2017, 675 people under age 25 were killed with a gun in Nevada.
- Guns are the second-leading cause of death for Nevada children ages 1–17.

Published January 2019. Sources: CDC WONDER, FBI Supplementary Homicide Reports.

PROVEN SOLUTIONS TO PREVENT GUN VIOLENCE IN NEVADA

While Nevada does have strong laws prohibiting domestic abusers from purchasing guns, overall Nevada's gun laws are very weak, which has made the state a significant source of guns exported to other states and used in crimes. Nevada officials also continue to fail their constituents by choosing not to enforce a universal background check law that voters passed in 2016. To save lives from gun violence, Nevada's leaders should enforce the **background check law, ban military-style weapons, and enact policies to reduce access to guns by children.** [Learn more about Nevada's gun laws at lawcenter.giffords.org/NV.](https://www.lawcenter.giffords.org/NV)



Nevada earned a D on our Annual Gun Law State Scorecard. Visit [gunlawscorecard.org](https://www.gunlawscorecard.org) to learn how to raise your state's grade.

ANNUAL COST OF GUN VIOLENCE:

**\$2.3
BILLION**
\$811 PER RESIDENT



Someone is killed with a gun every 19 hours in Nevada. That's 455 people a year.

THE STATE OF GUN VIOLENCE IN NEW HAMPSHIRE

New Hampshire's weak gun laws endanger its residents, particularly those at risk for suicide. Legislators owe it to their constituents to take proactive measures to save lives from gun violence.

GUN SUICIDE

- More than 90% of gun deaths in New Hampshire are suicides, and approximately half of all suicide deaths in New Hampshire involve firearms.
- From 2008 to 2017, 995 people in New Hampshire died by gun-related suicide.

DOMESTIC VIOLENCE

- Guns make domestic violence incidents far more likely to end in death.
- Nearly 55% of New Hampshire's intimate partner homicides involve a gun.

TRAFFICKING

- Because of the state's weak gun laws, guns are purchased in New Hampshire and trafficked to states with stronger gun laws, where they end up in the hands of criminals and people unable to pass a background check.
- From 2013 to 2017, 1,769 guns originally purchased in New Hampshire were recovered after being used in crime in other states.

YOUNG PEOPLE AND GUNS

- Exposure to gun violence can cause lasting trauma in young people, leading to PTSD, chronic stress, and decreased future earnings.
- From 2008 to 2017, 157 people under age 25 were killed with a gun in New Hampshire.

Published January 2019. Sources: CDC WONDER, ATF Firearms Trace Data Reports, FBI Supplementary Homicide Reports.

PROVEN SOLUTIONS TO PREVENT GUN VIOLENCE IN NEW HAMPSHIRE

New Hampshire has relatively weak gun laws, which it further weakened in 2018 by repealing its prohibition on carrying firearms in vehicles. The state does currently have a few strong gun safety laws on the books, including requiring handgun dealers to obtain a state license and performing its own background checks for handgun sales from licensed dealers. New Hampshire could save lives from gun violence by **passing a concealed carry permitting law and instituting universal background checks**. [Learn more about New Hampshire's gun laws at \[lawcenter.giffords.org/NH\]\(http://lawcenter.giffords.org/NH\).](#)



New Hampshire earned an F on our Annual Gun Law State Scorecard. Visit gunlawscorecard.org to learn how to raise your state's grade.

ANNUAL COST OF
GUN VIOLENCE:

**\$604
MILLION**

\$457 PER RESIDENT



3 DAYS

Someone is killed with a gun every three days in New Hampshire. That's 123 people a year.

THE STATE OF GUN VIOLENCE IN NEW JERSEY

While New Jersey has the sixth-lowest gun death rate in the nation, 482 New Jerseyans are still killed with a gun each year. State lawmakers must continue to enact proactive gun safety measures.

GUN SUICIDE

- Nearly 40% of gun deaths in New Jersey are suicides, and nearly a quarter of all suicide deaths in New Jersey involve firearms.
- From 2013 to 2017, 957 people in New Jersey died by gun-related suicide.

URBAN GUN VIOLENCE

- Gun violence has a disproportionate impact on urban communities of color.
- Black men make up less than 8% of New Jersey's population, but account for more than 70% of the state's gun homicide victims.
- In New Jersey, black men ages 18–24 are more than 90 times more likely than white men the same age to be murdered with a gun.

DOMESTIC VIOLENCE

- Guns make domestic violence incidents far more likely to end in death.
- Nearly 40% of New Jersey's intimate partner homicides involve a gun.
- From 2007 to 2016, 82 women were killed with a gun by their intimate partner in New Jersey.

YOUNG PEOPLE AND GUNS

- Exposure to gun violence can cause lasting trauma in young people, leading to PTSD, chronic stress, and decreased future earnings.
- From 2013 to 2017, 603 people under age 25 were killed with a gun in New Jersey.
- Guns are the third-leading cause of death for New Jersey children ages 1–17.

Published January 2019. Sources: CDC WONDER, FBI Supplementary Homicide Reports.



New Jersey earned an A on our Annual Gun Law State Scorecard. Visit gunlawscorecard.org to learn how to raise your state's grade.

ANNUAL COST OF GUN VIOLENCE:

**\$3.3
BILLION**

\$368 PER RESIDENT



PROVEN SOLUTIONS TO PREVENT GUN VIOLENCE IN NEW JERSEY

New Jersey currently has the second-strongest gun laws in the nation, which contributes to its relatively low gun death rate. In 2018, New Jersey further improved its gun safety policies by strengthening its background checks law, banning bump stocks, and enacting an extreme risk protection order law. The state could continue to strengthen its gun laws by **regulating unsafe handguns, banning the transfer or possession of 50 caliber rifles, and prohibiting the open carrying of firearms in public.**

Learn more about New Jersey's gun laws at lawcenter.giffords.org/NJ.

THE STATE OF GUN VIOLENCE IN NEW MEXICO

Gun violence exacts a serious toll in New Mexico, and the state has one of the highest gun death rates in the nation. State lawmakers can and must do more to keep their constituents safe from gun violence.

GUN SUICIDE

- Nearly 68% of gun deaths in New Mexico are suicides, and more than 53% of all suicide deaths in New Mexico involve firearms.
- From 2013 to 2017, 1,245 people in New Mexico died by gun-related suicide. That's one every 35 hours.

URBAN GUN VIOLENCE

- Gun violence has a disproportionate impact on urban communities of color.
- Black and Hispanic men make up less than 24% of New Mexico's population, but account for nearly 52% of the state's gun homicide victims.
- In New Mexico, Hispanic men ages 18–24 are nearly three times more likely than white men the same age to be murdered with a gun.

DOMESTIC VIOLENCE

- Guns make domestic violence incidents far more likely to end in death.
- Nearly 50% of New Mexico's intimate partner homicides involve a gun.
- From 2007 to 2016, 44 women were killed with a gun by their intimate partner in New Mexico.

YOUNG PEOPLE AND GUNS

- Exposure to gun violence can cause lasting trauma in young people, leading to PTSD, chronic stress, and decreased future earnings.
- From 2008 to 2017, 637 people under age 25 were killed with a gun in New Mexico.
- Guns are the second-leading cause of death for New Mexico children ages 1–17.

Published January 2019. Sources: CDC WONDER, FBI Supplementary Homicide Reports.

PROVEN SOLUTIONS TO PREVENT GUN VIOLENCE IN NEW MEXICO

New Mexico's weak gun laws endanger the lives of its residents, particularly those at high risk for suicide. New Mexico failed to enact any significant new gun laws in 2018, despite the fact that the state has one of the highest gun death rates in the country. Some of the many ways for New Mexico to save lives from gun violence **include enacting extreme risk protection legislation, passing universal background checks, and prohibiting domestic abusers from accessing guns.** [Learn more about New Mexico's gun laws at lawcenter.giffords.org/NM.](https://www.lawcenter.giffords.org/NM)



New Mexico earned an F on our Annual Gun Law State Scorecard. Visit gunlawscorecard.org to learn how to raise your state's grade.

ANNUAL COST OF GUN VIOLENCE:

**\$1.8
BILLION**
\$852 PER RESIDENT



THE STATE OF GUN VIOLENCE IN NEW YORK

New York has made important progress strengthening gun laws in recent years and has the third-lowest gun death rate in the nation. Yet lawmakers can still do more to save the 852 New Yorkers killed with a gun each year.

GUN SUICIDE

- Nearly 54% of gun deaths in New York are suicides, and more than 27% of all suicide deaths in New York involve firearms.
- From 2013 to 2017, 2,283 people in New York died by gun-related suicide—one every 19 hours.

URBAN GUN VIOLENCE

- Gun violence has a disproportionate impact on urban communities of color.
- Black men make up less than 9% of New York's population, but account for nearly 64% of the state's gun homicide victims.
- In New York, black men ages 18–24 are more than 37 times more likely than white men the same age to be murdered with a gun.

DOMESTIC VIOLENCE

- Guns make domestic violence incidents far more likely to end in death.
- Nearly 37% of New York's intimate partner homicides involve a gun.
- From 2007 to 2016, 180 women were killed with a gun by their intimate partner in New York.

YOUNG PEOPLE AND GUNS

- Exposure to gun violence can cause lasting trauma in young people, leading to PTSD, chronic stress, and decreased future earnings.
- From 2013 to 2017, 910 people under age 25 were killed with a gun in New York.
- More than a third of New York's gun homicide victims are under the age of 25.

Published January 2019. Sources: CDC WONDER, FBI Supplementary Homicide Reports.

PROVEN SOLUTIONS TO PREVENT GUN VIOLENCE IN NEW YORK

New York enacted a number of lifesaving policies in 2018, including strengthening laws that keep firearms away from domestic abusers and funding urban violence reduction programs. The state also extended its firearm relinquishment procedures to those who have committed felonies or serious offenses, an important step in keeping guns out of the hands of dangerous individuals. New York could further strengthen its gun laws by **passing a child access prevention law and an extreme risk protection order law**. [Learn more about New York's gun laws at lawcenter.giffords.org/NY](http://lawcenter.giffords.org/NY).



New York earned an A- on our Annual Gun Law State Scorecard. Visit gunlawscorecard.org to learn how to raise your state's grade.

ANNUAL COST OF
GUN VIOLENCE:

**\$5.6
BILLION**

\$286 PER RESIDENT



Someone is killed with a gun every 10 hours in New York. That's 852 people a year.

THE STATE OF GUN VIOLENCE IN NORTH CAROLINA

Gun violence poses a serious health risk to the people of North Carolina, claiming the lives of 1,311 residents each year. State lawmakers can and must do more to keep their constituents safe.

GUN SUICIDE

- More than 60% of gun deaths in North Carolina are suicides, and nearly 57% of all suicide deaths in North Carolina involve firearms.
- From 2013 to 2017, 3,946 people in North Carolina died by gun-related suicide. That's one every 11 hours.

URBAN GUN VIOLENCE

- Gun violence has a disproportionate impact on urban communities of color.
- Black men make up less than 11% of North Carolina's population, but account for nearly 58% of the state's gun homicide victims.
- In North Carolina, black men ages 18–24 are nearly 19 times more likely than white men the same age to be murdered with a gun.

DOMESTIC VIOLENCE

- Guns make domestic violence incidents far more likely to end in death.
- Nearly 61% of North Carolina's intimate partner homicides involve a gun.
- From 2007 to 2016, 209 women were killed with a gun by their intimate partner in North Carolina.


YOUNG PEOPLE AND GUNS

- Exposure to gun violence can cause lasting trauma in young people, leading to PTSD, chronic stress, and decreased future earnings.
- From 2013 to 2017, 1,217 people under age 25 were killed with a gun in North Carolina.
- Guns are the third-leading cause of death for North Carolina children ages 1–17.

Published January 2019. Sources: CDC WONDER, FBI Supplementary Homicide Reports.

PROVEN SOLUTIONS TO PREVENT GUN VIOLENCE IN NORTH CAROLINA

North Carolina has weak gun laws overall, though it does require all handgun purchasers to first obtain a license after undergoing a background check. To strengthen its laws and save lives from gun violence, legislators should **expand the state's background check requirement to cover all gun sales, pass extreme risk protection legislation, invest in violence intervention programs, and strengthen prohibitions on domestic abusers purchasing firearms.** [Learn more about North Carolina's gun laws at lawcenter.giffords.org/NC.](https://www.lawcenter.giffords.org/NC)



North Carolina earned a D on our Annual Gun Law State Scorecard. Visit gunlawscorecard.org to learn how to raise your state's grade.

ANNUAL COST OF
GUN VIOLENCE:

**\$7.4
BILLION**

\$754 PER RESIDENT



7 HOURS

Someone is killed with a gun every seven hours in North Carolina. That's 1,311 people a year.

THE STATE OF GUN VIOLENCE IN **NORTH DAKOTA**

North Dakota's lack of gun safety laws endanger its residents, particularly those residents at risk for suicide. Legislators owe it to their constituents to take proactive measures to save lives from gun violence.

GUN SUICIDE

- Nearly 87% of gun deaths in North Dakota are suicides, and nearly 60% of all suicide deaths in North Dakota involve firearms.
- From 2008 to 2017, 680 people in North Dakota died by gun-related suicide.

DOMESTIC VIOLENCE

- Guns make domestic violence incidents far more likely to end in death.
- 50% of North Dakota's intimate partner homicides involve a gun.

TRAFFICKING

- Because of the state's weak gun laws, guns are purchased in North Dakota and trafficked to states with stronger gun laws, where they end up in the hands of criminals and people unable to pass a background check.
- From 2013 to 2017, 989 guns originally purchased in North Dakota were recovered after being used in crime in other states.


YOUNG PEOPLE AND GUNS

- Exposure to gun violence can cause lasting trauma in young people, leading to PTSD, chronic stress, and decreased future earnings.
- From 2008 to 2017, 164 people under age 25 were killed with a gun in North Dakota.
- Guns are the second-leading cause of death for North Dakota children ages 1-17.

Published January 2019. Sources: CDC WONDER, ATF Firearms Trace Data Reports, FBI Supplementary Homicide Reports.

PROVEN SOLUTIONS TO PREVENT GUN VIOLENCE IN NORTH DAKOTA

North Dakota passed no significant gun safety legislation in 2018 and still lacks even the most fundamental of gun safety laws. Local governments in North Dakota typically don't have the authority to regulate firearms and ammunition, though local law enforcement does have some discretion in issuing concealed carry licenses. To save lives from gun violence, the state should **require background checks for all gun sales, impose concealed carry permitting, and implement an extreme risk protection order law.** [Learn more about North Dakota's gun laws at lawcenter.giffords.org/ND.](http://lawcenter.giffords.org/ND)



North Dakota earned an F on our Annual Gun Law State Scorecard. Visit gunlawscorecard.org to learn how to raise your state's grade.

ANNUAL COST OF
GUN VIOLENCE:

**\$421
MILLION**

\$598 PER RESIDENT



4 DAYS

Someone is killed with a gun every four days in North Dakota. That's 93 people a year.

THE STATE OF GUN VIOLENCE IN OHIO

Gun violence poses a serious public safety risk to residents of Ohio, over 1,400 of whom die from gun violence each year. By failing to enact strong gun laws, Ohio lawmakers continue to endanger their constituents.

GUN SUICIDE

- Nearly 61% of gun deaths in Ohio are suicides, and more than 52% of all suicide deaths in Ohio involve firearms.
- From 2013 to 2017, 4,249 people in Ohio died by gun-related suicide. That's one every 10 hours.

URBAN GUN VIOLENCE

- Gun violence has a disproportionate impact on urban communities of color.
- Black men make up less than 7% of Ohio's population, but account for nearly 64% of the state's gun homicide victims.
- In Ohio, black men ages 18–24 are nearly 32 times more likely than white men the same age to be murdered with a gun.

DOMESTIC VIOLENCE

- Guns make domestic violence incidents far more likely to end in death.
- Nearly 62% of Ohio's intimate partner homicides involve a gun.
- From 2007 to 2016, 169 women were killed with a gun by their intimate partner in Ohio.

YOUNG PEOPLE AND GUNS

- Exposure to gun violence can cause lasting trauma in young people, leading to PTSD, chronic stress, and decreased future earnings.
- From 2013 to 2017, 1,488 people under age 25 were killed with a gun in Ohio.
- Guns are the second-leading cause of death for Ohio children ages 1–17.

Published January 2019. Sources: CDC WONDER, FBI Supplementary Homicide Reports.

PROVEN SOLUTIONS TO PREVENT GUN VIOLENCE IN OHIO

Ohio moderately strengthened its gun laws in 2018 by expanding domestic violence protection orders to include dating partners. The state also requires that firearm owners report the loss or theft of firearms. Despite this progress, Ohio can and should do far more to save lives from gun violence. **Passing universal background checks and imposing a waiting period on firearm purchases would help keep residents safe.** The state should also consider prohibiting bulk firearm purchases and imposing a waiting period. [Learn more about Ohio's gun laws at lawcenter.giffords.org/OH.](https://www.lawcenter.giffords.org/OH)



Ohio earned a D on our Annual Gun Law State Scorecard. Visit gunlawscorecard.org to learn how to raise your state's grade.

ANNUAL COST OF
GUN VIOLENCE:

**\$7.3
BILLION**

\$628 PER RESIDENT



6 HOURS

Someone is killed with a gun every six hours in Ohio. That's 1,402 people every year.

THE STATE OF GUN VIOLENCE IN OKLAHOMA

Gun violence has a devastating impact on Oklahoma, claiming the lives of 679 residents each year. State lawmakers can and must do more to keep their constituents safe.

GUN SUICIDE

- Nearly 68% of gun deaths in Oklahoma are suicides, and nearly 61% of all suicide deaths in Oklahoma involve firearms.
- From 2013 to 2017, 2,292 people in Oklahoma died by gun-related suicide. That's one every 19 hours.

URBAN GUN VIOLENCE

- Gun violence has a disproportionate impact on urban communities of color.
- Black men make up less than 5% of Oklahoma's population, but account for nearly 32% of the state's gun homicide victims.
- In Oklahoma, black men ages 18–24 are more than 8 times more likely than white men the same age to be murdered with a gun.

DOMESTIC VIOLENCE

- Guns make domestic violence incidents far more likely to end in death.
- More than 57% of Oklahoma's intimate partner homicides involve a gun.
- From 2007 to 2016, 107 women were killed with a gun by their intimate partner in Oklahoma.


YOUNG PEOPLE AND GUNS

- Exposure to gun violence can cause lasting trauma in young people, leading to PTSD, chronic stress, and decreased future earnings.
- From 2008 to 2017, 1,161 people under age 25 were killed with a gun in Oklahoma.
- Guns are the second-leading cause of death for Oklahoma children ages 1–17.

Published January 2019. Sources: CDC WONDER, FBI Supplementary Homicide Reports.

PROVEN SOLUTIONS TO PREVENT GUN VIOLENCE IN OKLAHOMA

Oklahoma has weak gun safety laws and a correspondingly high gun death rate. Legislators failed Oklahomans in 2018 by expanding the state's dangerous Stand Your Ground law, which now allows individuals to use deadly force in places of worship. To save lives from gun violence, the state should **require universal background checks, pass an extreme risk protection order law, and ban military-style weapons**. Other policies Oklahoma should consider include prohibiting bulk firearm purchases and regulating ammunition. [Learn more about Oklahoma's gun laws at lawcenter.giffords.org/OK.](http://lawcenter.giffords.org/OK)



Oklahoma earned an F on our Annual Gun Law State Scorecard. Visit gunlawscorecard.org to learn how to raise your state's grade.

ANNUAL COST OF GUN VIOLENCE:

**\$3.5
BILLION**
\$911 PER RESIDENT



13 HOURS
Someone is killed with a gun every 13 hours in Oklahoma. That's 679 people a year.

THE STATE OF GUN VIOLENCE IN OREGON

Despite the state's relatively strong gun laws, 497 lives are lost to gun violence in Oregon each year. Most of these gun deaths are suicides. More can and must be done to save these lives.

GUN SUICIDE

- Nearly 82% of gun deaths in Oregon are suicides, and more than 53% of all suicide deaths in Oregon involve firearms.
- From 2013 to 2017, 2,037 people in Oregon died by gun-related suicide. That's one every 22 hours.

DOMESTIC VIOLENCE

- Guns make domestic violence incidents far more likely to end in death.
- Nearly 65% of Oregon's intimate partner homicides involve a gun.
- From 2007 to 2016, 71 women were killed with a gun by their intimate partner in Oregon.

TRAFFICKING

- Oregon's relatively strong gun laws are undermined by gun trafficking. Guns are purchased in states with weaker gun laws and brought into Oregon, where they end up in the hands of criminals and people unable to pass a background check.
- From 2013 to 2017, 3,614 guns originally purchased in other states were recovered after being used in crime in Oregon.


YOUNG PEOPLE AND GUNS

- Exposure to gun violence can cause lasting trauma in young people, leading to PTSD, chronic stress, and decreased future earnings.
- From 2008 to 2017, 589 people under age 25 were killed with a gun in Oregon.
- Guns are the third-leading cause of death for Oregon children ages 1-17.

Published January 2019. Sources: CDC WONDER, ATF Firearms Trace Data Report, FBI Supplementary Homicide Reports.

PROVEN SOLUTIONS TO PREVENT GUN VIOLENCE IN OREGON

Oregon strengthened its gun laws in 2018 by prohibiting stalkers from owning firearms, expanding domestic violence protections to dating partners, and criminalizing attempts to purchase firearms by prohibited people. The state also has an extreme risk protection order in place and requires a background check prior to the transfer of a firearm between unlicensed parties. Oregon could further strengthen its gun laws by **banning military-style weaponry and creating a child access prevention law**. [Learn more about Oregon's gun laws at lawcenter.giffords.org/OR](https://www.lawcenter.giffords.org/OR).



Oregon earned a C+ on our Annual Gun Law State Scorecard. Visit gunlawscorecard.org to learn how to raise your state's grade.

ANNUAL COST OF
GUN VIOLENCE:

**\$2.6
BILLION**

\$654 PER RESIDENT



18 HOURS

Someone is killed with a gun every 18 hours in Oregon. That's 497 people a year.

THE STATE OF GUN VIOLENCE IN PENNSYLVANIA

Gun violence has a devastating impact on Pennsylvania, claiming the lives of 1,503 residents each year and wounding even more. State lawmakers can and must act to strengthen gun laws and keep their constituents safe.

GUN SUICIDE

- Nearly 63% of gun deaths in Pennsylvania are suicides, and approximately half of all suicide deaths in Pennsylvania involve firearms.
- From 2013 to 2017, 4,716 people in Pennsylvania died by gun-related suicide—one every 9 hours.

URBAN GUN VIOLENCE

- Gun violence has a disproportionate impact on urban communities of color.
- Black men make up just 6% of Pennsylvania's population, but account for nearly 64% of the state's gun homicide victims.
- In Pennsylvania, black men ages 18–24 are more than 36 times more likely than white men the same age to be murdered with a gun.


DOMESTIC VIOLENCE

- Guns make domestic violence incidents far more likely to end in death.
- Nearly 55% of Pennsylvania's intimate partner homicides involve a gun.
- From 2007 to 2016, 233 women were killed with a gun by their intimate partner in Pennsylvania.

YOUNG PEOPLE AND GUNS

- Exposure to gun violence can cause lasting trauma in young people, leading to PTSD, chronic stress, and decreased future earnings.
- From 2013 to 2017, 1,548 people under age 25 were killed with a gun in Pennsylvania.
- Gun violence and car crashes are tied as the leading cause of death for Pennsylvania children ages 1–17.

Published January 2019. Sources: CDC WONDER, FBI Supplementary Homicide Reports.



Pennsylvania earned a C+ on our Annual Gun Law State Scorecard. Visit gunlawscorecard.org to learn how to raise your state's grade.

ANNUAL COST OF
GUN VIOLENCE:

**\$8.5
BILLION**

\$665 PER RESIDENT



6 HOURS

Someone is killed with a gun every six hours in Pennsylvania. That's 1,503 people a year.

PROVEN SOLUTIONS TO PREVENT GUN VIOLENCE IN PENNSYLVANIA

While Pennsylvania has a number of important gun safety laws on the books, particularly regarding domestic violence, lawmakers still have a long way to go to protect residents from gun violence. Lawmakers should take action by passing legislation that will **require background checks on private sales of long guns, allow local governments to regulate guns and ammunition, ban military-style weaponry, and establish an extreme risk protection order law**, which removes guns from people at risk of harming themselves or others. [Learn more about Pennsylvania's gun laws at lawcenter.giffords.org/PA.](http://lawcenter.giffords.org/PA)

THE STATE OF GUN VIOLENCE IN RHODE ISLAND

Even though Rhode Island has stronger gun safety laws than many other states, lawmakers should continue to act proactively to protect the constituents who are killed and wounded by guns every year.

GUN SUICIDE

- Nearly 70% of gun deaths in Rhode Island are suicides, and more than a quarter of all suicide deaths in Rhode Island involve firearms.
- From 2008 to 2017, 301 people in Rhode Island died by gun-related suicide.

URBAN GUN VIOLENCE

- Gun violence has a disproportionate impact on urban communities of color.
- Black men make up just 4% of Rhode Island's population, but account for nearly 30% of the state's gun homicide victims.
- In Rhode Island, black men ages 18–35 are nearly 7 times more likely than white men the same age to be murdered with a gun.

DOMESTIC VIOLENCE

- Guns make domestic violence incidents far more likely to end in death.
- 25% of Rhode Island's intimate partner homicides involve a gun.


YOUNG PEOPLE AND GUNS

- Exposure to gun violence can cause lasting trauma in young people, leading to PTSD, chronic stress, and decreased future earnings.
- From 2008 to 2017, 91 people under age 25 were killed with a gun in Rhode Island.

Published January 2019. Sources: CDC WONDER, FBI Supplementary Homicide Reports.

PROVEN SOLUTIONS TO PREVENT GUN VIOLENCE IN RHODE ISLAND

Rhode Island has a number of critical gun safety laws on the books, including a background check requirement on private-party transfers and a seven-day waiting period on all firearm purchases. The state further strengthened its gun laws in 2018 by adopting extreme risk protection legislation and banning dangerous trigger activators like bump stocks. To save lives from gun violence, Rhode Island should **ban military-style weapons and prohibit hate crime offenders from accessing guns**. [Learn more about Rhode Island's gun laws at \[lawcenter.giffords.org/RI\]\(http://lawcenter.giffords.org/RI\).](#)



Rhode Island earned a B+ on our Annual Gun Law State Scorecard. Visit gunlawscorecard.org to learn how to raise your state's grade.

ANNUAL COST OF
GUN VIOLENCE:

**\$268
MILLION**

\$255 PER RESIDENT



8 DAYS

Someone is killed with a gun every eight days in Rhode Island. That's 47 people a year.

THE STATE OF GUN VIOLENCE IN SOUTH CAROLINA

Gun violence poses a serious public safety risk to South Carolinians, more than 800 of whom die from gun violence each year. By failing to enact strong gun laws, lawmakers continue to endanger their constituents.

GUN SUICIDE

- Nearly 60% of gun deaths in South Carolina are suicides, and more than 64% of all suicide deaths in South Carolina involve firearms.
- From 2013 to 2017, 2,474 people in South Carolina died by gun-related suicide. That's one every 18 hours.

URBAN GUN VIOLENCE

- Gun violence has a disproportionate impact on urban communities of color.
- Black men make up just 13% of South Carolina's population, but account for 58% of the state's gun homicide victims.
- In South Carolina, black men ages 18–24 are nearly 14 times more likely than white men the same age to be murdered with a gun.


DOMESTIC VIOLENCE

- Guns make domestic violence incidents far more likely to end in death.
- More than 65% of South Carolina's intimate partner homicides involve a gun.
- From 2007 to 2016, 175 women were killed with a gun by their intimate partner in South Carolina.

YOUNG PEOPLE AND GUNS

- Exposure to gun violence can cause lasting trauma in young people, leading to PTSD, chronic stress, and decreased future earnings.
- From 2013 to 2017, 813 people under age 25 were killed with a gun in South Carolina.
- Guns are the second-leading cause of death for South Carolina children ages 1–17.

Published January 2019. Sources: CDC WONDER, FBI Supplementary Homicide Reports.



South Carolina earned an F on our Annual Gun Law State Scorecard. Visit gunlawscorecard.org to learn how to raise your state's grade.

ANNUAL COST OF
GUN VIOLENCE:

**\$4.3
BILLION**
\$915 PER RESIDENT



11 HOURS
Someone is killed with a gun every 11 hours in South Carolina. That's 829 people a year.

PROVEN SOLUTIONS TO PREVENT GUN VIOLENCE IN SOUTH CAROLINA

South Carolina has extremely weak gun laws. The state does not require gun owners to report lost or stolen firearms or regulate ammunition sales, which contributes to the state's high death rate. South Carolina could save lives from gun violence by **instituting universal background checks and passing extreme risk protection and child access prevention legislation**. Additional policies the state should consider include regulating ammunition sales, implementing lost and stolen reporting laws, and imposing a waiting period. [Learn more about South Carolina's gun laws at lawcenter.giffords.org/SC](http://lawcenter.giffords.org/SC).

THE STATE OF GUN VIOLENCE IN SOUTH DAKOTA

South Dakota's weak gun laws endanger its residents, particularly those residents at risk for suicide. Legislators owe it to their constituents to take proactive measures to save lives from gun violence.

GUN SUICIDE

- Nearly 82% of gun deaths in South Dakota are suicides, and more than 47% of all suicide deaths in South Dakota involve firearms.
- From 2008 to 2017, 717 people in South Dakota died by gun-related suicide.

DOMESTIC VIOLENCE

- Guns make domestic violence incidents far more likely to end in death.
- Nearly 40% of South Dakota's intimate partner homicides involve a gun.

TRAFFICKING

- Because of the state's weak gun laws, guns are purchased in South Dakota and trafficked to states with stronger gun laws, where they end up in the hands of criminals and people unable to pass a background check.
- From 2013 to 2017, 897 guns originally purchased in South Dakota were recovered after being used in crime in other states.

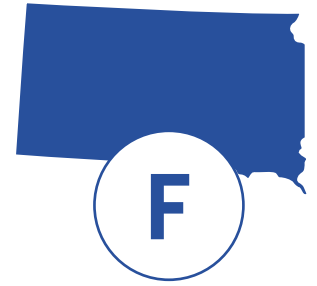
YOUNG PEOPLE AND GUNS

- Exposure to gun violence can cause lasting trauma in young people, leading to PTSD, chronic stress, and decreased future earnings.
- From 2008 to 2017, 189 people under age 25 were killed with a gun in South Dakota.
- Guns are the second-leading cause of death for South Dakota children ages 1-17.

Published January 2019. Sources: CDC WONDER, ATF Firearms Trace Data Report, FBI Supplementary Homicide Reports.

PROVEN SOLUTIONS TO PREVENT GUN VIOLENCE IN SOUTH DAKOTA

South Dakota made marginal gun safety strides in 2018 by requiring concealed carry permit applicants to pass a federal background check, but the state's laws remain very weak. South Dakota fails to restrict bulk firearm purchases or regulate military-style weapons, and does not allow local governments to regulate firearms. The state could reduce gun deaths, including suicide, by **implementing private-sale background checks and an extreme risk protection order law**. [Learn more about South Dakota's gun laws at lawcenter.giffords.org/SD](https://www.lawcenter.giffords.org/SD).



South Dakota earned an F on our Annual Gun Law State Scorecard. Visit gunlawscorecard.org to learn how to raise your state's grade.

ANNUAL COST OF
GUN VIOLENCE:

**\$440
MILLION**

\$528 PER RESIDENT



4 DAYS

Someone is killed with a gun every four days in South Dakota. That's 95 people a year.

THE STATE OF GUN VIOLENCE IN **TENNESSEE**

Tennessee's lack of basic gun safety laws contribute to its high gun death rate. More than 1,100 Tennessee residents die from gun violence each year. Lawmakers can and must do more to address this epidemic.

GUN SUICIDE

- Nearly 61% of gun deaths in Tennessee are suicides, and more than 62% of all suicide deaths in Tennessee involve firearms.
- From 2013 to 2017, 3,344 people in Tennessee died by gun-related suicide. That's one every 13 hours.

URBAN GUN VIOLENCE

- Gun violence has a disproportionate impact on urban communities of color.
- Black men make up less than 9% of Tennessee's population, but account for more than 57% of the state's gun homicide victims.
- In Tennessee, black men ages 18–24 are more than 19 times more likely than white men the same age to be murdered with a gun.

DOMESTIC VIOLENCE

- Guns make domestic violence incidents far more likely to end in death.
- Nearly 63% of Tennessee's intimate partner homicides involve a gun.
- From 2007 to 2016, 204 women were killed with a gun by their intimate partner in Tennessee.

YOUNG PEOPLE AND GUNS


- Exposure to gun violence can cause lasting trauma in young people, leading to PTSD, chronic stress, and decreased future earnings.
- From 2013 to 2017, 1,082 people under age 25 were killed with a gun in Tennessee.
- Guns are the second-leading cause of death for Tennessee children ages 1–17.

Published January 2019. Sources: CDC WONDER, FBI Supplementary Homicide Reports.

PROVEN SOLUTIONS TO PREVENT GUN VIOLENCE IN TENNESSEE

Tennessee moderately strengthened its gun laws in 2018 by making it easier for law enforcement to investigate when an individual prohibited from possessing a firearm for mental health reasons attempts to purchase a gun. The state also conducts its own background checks on firearm purchasers and prohibits domestic abusers from accessing firearms. The state could save lives from gun violence by **requiring background checks for all gun sales and passing an extreme risk protection order law.**

Learn more about Tennessee's gun laws at lawcenter.giffords.org/TN.



Tennessee earned a D- on our Annual Gun Law State Scorecard. Visit gunlawscorecard.org to learn how to raise your state's grade.

ANNUAL COST OF GUN VIOLENCE:

**\$6
BILLION**
\$928 PER RESIDENT



8 HOURS
Someone is killed with a gun every eight hours in Tennessee. That's 1,103 people a year.

THE STATE OF GUN VIOLENCE IN TEXAS

Gun violence poses a serious public safety risk to the people of Texas, claiming the lives of 3,139 Texans each year and wounding even more. Lawmakers owe it to their constituents to pass gun safety legislation.

GUN SUICIDE

- More than 62% of gun deaths in Texas are suicides, and more than 57% of all suicide deaths in Texas involve firearms.
- From 2013 to 2017, 9,737 people in Texas died by gun-related suicide. That's one every 5 hours.

URBAN GUN VIOLENCE

- Gun violence has a disproportionate impact on urban communities of color.
- Black and Hispanic men make up less than 25% of Texas's population, but account for nearly 63% of the state's gun homicide victims.
- In Texas, black men ages 18–24 are nearly 11 times more likely than white men the same age to be murdered with a gun.

DOMESTIC VIOLENCE

- Guns make domestic violence incidents far more likely to end in death.
- Over 61% of Texas's intimate partner homicides involve a gun.
- From 2007 to 2016, 691 women were killed with a gun by their intimate partner in Texas.

YOUNG PEOPLE AND GUNS

- Exposure to gun violence can cause lasting trauma in young people, leading to PTSD, chronic stress, and decreased future earnings.
- From 2013 to 2017, 3,137 people under age 25 were killed with a gun in Texas.
- Guns are the third-leading cause of death for Texas children ages 1–17.

Published January 2019. Sources: CDC WONDER, FBI Supplementary Homicide Reports.

PROVEN SOLUTIONS TO PREVENT GUN VIOLENCE IN TEXAS

Texas lacks many of the most fundamental gun safety policies, and the state's weak gun laws have helped make Texas a significant source of guns used in crimes in other states. While gun safety advocates recently helped defeat dangerous permitless carry and campus carry bills, Texas legislators offset this victory by repealing restrictions on silencers. To save lives from gun violence, lawmakers in Texas should **repeal the state's campus carry law, pass universal background checks, and establish an extreme risk protection order law.** [Learn more about Texas's gun laws at lawcenter.giffords.org/TX.](http://lawcenter.giffords.org/TX)



Texas earned an F on our Annual Gun Law State Scorecard. Visit gunlawscorecard.org to learn how to raise your state's grade.

ANNUAL COST OF
GUN VIOLENCE:

**\$16.6
BILLION**

\$632 PER RESIDENT



3 HOURS

Someone is killed with a gun every three hours in Texas. That's 3,139 people a year.

THE STATE OF GUN VIOLENCE IN UTAH

Utah's weak gun laws endanger vulnerable members of the population, particularly those at risk for suicide. Utah lawmakers can and must do more to address this public safety issue.

GUN SUICIDE

- More than 84% of gun deaths in Utah are suicides, and more than half of all suicide deaths in Utah involve firearms.
- From 2013 to 2017, 1,539 people in Utah died by gun-related suicide. That's one every 28 hours.

URBAN GUN VIOLENCE

- Gun violence has a disproportionate impact on urban communities of color.
- Hispanic men make up less than 7% of Utah's population, but account for nearly 23% of the state's gun homicide victims.
- In Utah, Hispanic men ages 18–24 are more than 6 times more likely than white men the same age to be murdered with a gun.

DOMESTIC VIOLENCE

- Guns make domestic violence incidents far more likely to end in death.
- Nearly 55% of Utah's intimate partner homicides involve a gun.
- From 2007 to 2016, 35 women were killed with a gun by their intimate partner in Utah.

YOUNG PEOPLE AND GUNS

- Exposure to gun violence can cause lasting trauma in young people, leading to PTSD, chronic stress, and decreased future earnings.
- From 2008 to 2017, 601 people under age 25 were killed with a gun in Utah.
- Guns are the second-leading cause of death for Utah children ages 1–17.

Published January 2019. Sources: CDC WONDER, FBI Supplementary Homicide Reports.

PROVEN SOLUTIONS TO PREVENT GUN VIOLENCE IN UTAH

Utah strengthened its gun laws in 2018 by expanding protections for domestic violence survivors. It offset this improvement by expanding its dangerous Stand Your Ground law. While Utah does conduct its own background checks on individuals purchasing firearms from licensed dealers, the state endangers its residents by failing to restrict bulk firearm purchases or significantly regulate ammunition. Utah could save lives from gun violence by **passing fundamental gun safety laws like universal background checks**. [Learn more about Utah's gun laws at lawcenter.giffords.org/UT.](https://www.lawcenter.giffords.org/UT)



Utah earned a D- on our Annual Gun Law State Scorecard. Visit gunlawscorecard.org to learn how to raise your state's grade.

ANNUAL COST OF GUN VIOLENCE:

**\$1.8
BILLION**

\$621 PER RESIDENT



24 HOURS

Someone is killed with a gun every 24 hours in Utah. That's 365 people a year.

THE STATE OF GUN VIOLENCE IN VERMONT

Vermont made significant improvements to its gun laws in 2018, yet the state could do far more to save lives from gun violence. Legislators must step up and take proactive measures to address this public safety crisis.

GUN SUICIDE

- Nearly 88% of gun deaths in Vermont are suicides, and more than 54% of all suicide deaths in Vermont involve firearms.
- From 2008 to 2017, 597 people in Vermont died by gun-related suicide.

DOMESTIC VIOLENCE

- Guns make domestic violence incidents far more likely to end in death.
- 75% of Vermont's intimate partner homicides involve a gun.

TRAFFICKING

- Because of the state's weak gun laws, guns are purchased in Vermont and trafficked to states with stronger gun laws, where they end up in the hands of criminals and people unable to pass a background check.
- From 2013 to 2017, 846 guns originally purchased in Vermont were recovered after being used in crime in other states.

YOUNG PEOPLE AND GUNS

- Exposure to gun violence can cause lasting trauma in young people, leading to PTSD, chronic stress, and decreased future earnings.
- From 2008 to 2017, 83 people under age 25 were killed with a gun in Vermont.

Published January 2019. Sources: CDC WONDER, ATF Firearms Trace Data Reports, FBI Supplementary Homicide Reports.

PROVEN SOLUTIONS TO PREVENT GUN VIOLENCE IN VERMONT

Vermont comprehensively strengthened its gun laws in 2018 by passing universal background checks and extreme risk protection legislation, raising the minimum age to purchase firearms, banning sales of large-capacity magazines, and authorizing law enforcement to remove firearms in certain domestic violence incidents. Vermont should build on this progress by **strengthening prohibitions on gun access by domestic abusers, adopting waiting periods, and enacting laws to combat gun trafficking.**

Learn more about Vermont's gun laws at lawcenter.giffords.org/VT.



Vermont earned a D+ on our Annual Gun Law State Scorecard. Visit gunlawscorecard.org to learn how to raise your state's grade.

ANNUAL COST OF
GUN VIOLENCE:

**\$370
MILLION**

\$591 PER RESIDENT



Someone is killed with a gun every five days in Vermont. That's 70 people a year.

THE STATE OF GUN VIOLENCE IN **VIRGINIA**

Gun violence poses a serious public safety risk to Virginians, claiming the lives of 958 residents each year and wounding even more. Lawmakers owe it to their constituents to pass strong gun safety laws immediately.

GUN SUICIDE

- Nearly 67% of gun deaths in Virginia are suicides, and nearly 57% of all suicide deaths in Virginia involve firearms.
- From 2013 to 2017, 3,200 people in Virginia died by gun-related suicide. That's one every 14 hours.

URBAN GUN VIOLENCE

- Gun violence has a disproportionate impact on urban communities of color.
- Black men make up less than 10% of Virginia's population, but account for nearly 61% of the state's gun homicide victims.
- In Virginia, black men ages 18–24 are nearly 25 times more likely than white men the same age to be murdered with a gun.

DOMESTIC VIOLENCE

- Guns make domestic violence incidents far more likely to end in death.
- Nearly 63% of Virginia's intimate partner homicides involve a gun.
- From 2007 to 2016, 197 women were killed with a gun by their intimate partner in Virginia.

YOUNG PEOPLE AND GUNS

- Exposure to gun violence can cause lasting trauma in young people, leading to PTSD, chronic stress, and decreased future earnings.
- From 2013 to 2017, 926 people under age 25 were killed with a gun in Virginia.
- Guns are the leading cause of death for Virginia children ages 1–17.

Published January 2019. Sources: CDC WONDER, FBI Supplementary Homicide Reports.

PROVEN SOLUTIONS TO PREVENT GUN VIOLENCE IN VIRGINIA

Virginia has relatively weak gun laws and is a major source of guns exported to other states and used in crimes. To save lives from gun violence, lawmakers in Virginia must take action to **require background checks on all gun sales, ban large-capacity ammunition magazines, require gun dealers to obtain a state license, fund urban violence reduction programs, and enact an extreme risk protection order law**, which removes guns from people at risk of harming themselves or others. [Learn more about Virginia's gun laws at \[lawcenter.giffords.org/VA\]\(http://lawcenter.giffords.org/VA\).](#)



Virginia earned a D on our Annual Gun Law State Scorecard. Visit gunlawscorecard.org to learn how to raise your state's grade.

ANNUAL COST OF
GUN VIOLENCE:

**\$5.3
BILLION**

\$641 PER RESIDENT



9 HOURS

Someone is killed with a gun every nine hours in Virginia. That's 958 people a year.

THE STATE OF GUN VIOLENCE IN WASHINGTON

While Washington has relatively strong gun safety laws, hundreds of residents are still killed with a gun each year and even more are wounded. State lawmakers must continue to enact proactive gun safety measures.

GUN SUICIDE

- 76% of gun deaths in Washington are suicides, and nearly 48% of all suicide deaths in Washington involve firearms.
- From 2013 to 2017, 2,725 people in Washington died by gun-related suicide. That's one every 16 hours.

URBAN GUN VIOLENCE

- Gun violence has a disproportionate impact on urban communities of color.
- Black men make up less than 3% of Washington's population, but account for more than 21% of the state's gun homicide victims.
- In Washington, black men ages 18–24 are 20 times more likely than white men the same age to be murdered with a gun.


DOMESTIC VIOLENCE

- Guns make domestic violence incidents far more likely to end in death.
- Nearly 47% of Washington's intimate partner homicides involve a gun.
- From 2007 to 2016, 94 women were killed with a gun by their intimate partner in Washington.

YOUNG PEOPLE AND GUNS

- Exposure to gun violence can cause lasting trauma in young people, leading to PTSD, chronic stress, and decreased future earnings.
- From 2013 to 2017, 622 people under age 25 were killed with a gun in Washington.
- Guns are the third-leading cause of death for Washington children ages 1–17.

Published January 2019. Sources: CDC WISQARS, FBI Supplementary Homicide Reports.



Washington earned a B+ on our Annual Gun Law State Scorecard. Visit gunlawscorecard.org to learn how to raise your state's grade.

ANNUAL COST OF
GUN VIOLENCE:

**\$3.8
BILLION**
\$544 PER RESIDENT



Someone is killed with a gun every 12 hours in Washington. That's 717 people a year.

PROVEN SOLUTIONS TO PREVENT GUN VIOLENCE IN WASHINGTON

Washington improved its already strong gun laws in 2018. In the November midterm elections, voters passed a ballot initiative that, among other things, raises the minimum age to buy firearms to 21 and requires safe storage of firearms under certain circumstances. State legislators also made it harder for domestic abusers to access firearms and banned bump stocks. The state should build on this progress by **banning military-style weapons and requiring a waiting period on gun purchases.** [Learn more about Washington's gun laws at lawcenter.giffords.org/WA.](http://lawcenter.giffords.org/WA)

THE STATE OF GUN VIOLENCE IN **WEST VIRGINIA**

Gun violence enacts a serious toll in West Virginia, with 305 lives lost each year to firearms and even more wounded. More should be done to protect residents, particularly those at elevated risk of suicide.

GUN SUICIDE

- More than 76% of gun deaths in West Virginia are suicides, and more than 65% of all suicide deaths in West Virginia involve firearms.
- From 2013 to 2017, 1,162 people in West Virginia died by gun-related suicide.

URBAN GUN VIOLENCE

- Gun violence has a disproportionate impact on urban communities of color.
- Black men make up just 2% of West Virginia's population, but account for nearly 20% of the state's gun homicide victims.
- In West Virginia, black men ages 18–24 are more than 10 times more likely than white men the same age to be murdered with a gun.

DOMESTIC VIOLENCE

- Guns make domestic violence incidents far more likely to end in death.
- More than 53% of West Virginia's intimate partner homicides involve a gun.
- From 2007 to 2016, 43 women were killed with a gun by their intimate partner in West Virginia.

YOUNG PEOPLE AND GUNS

- Exposure to gun violence can cause lasting trauma in young people, leading to PTSD, chronic stress, and decreased future earnings.
- From 2008 to 2017, 345 people under age 25 were killed with a gun in West Virginia.
- Guns are the second-leading cause of death for West Virginia children ages 1–17.

Published January 2019. Sources: CDC WONDER, FBI Supplementary Homicide Reports.

PROVEN SOLUTIONS TO PREVENT GUN VIOLENCE IN WEST VIRGINIA

West Virginia weakened its minimal gun laws in 2018 by eroding private property rights with a law requiring property owners to allow firearms in their parking lots. The state has some of the weakest gun laws in the nation, and a correspondingly high gun death rate. West Virginia should improve its gun safety laws by **instituting universal background checks, requiring permits for concealed carry of firearms, and passing an extreme risk protection order.** [Learn more about West Virginia's gun laws at lawcenter.giffords.org/WV.](http://lawcenter.giffords.org/WV)



West Virginia earned an F on our Annual Gun Law State Scorecard. Visit gunlawscorecard.org to learn how to raise your state's grade.

ANNUAL COST OF GUN VIOLENCE:

**\$1.6
BILLION**
\$858 PER RESIDENT



29 HOURS
Someone is killed with a gun every 29 hours in West Virginia. That's 305 people a year.

THE STATE OF GUN VIOLENCE IN WISCONSIN

Gun violence exacts a serious toll in Wisconsin, claiming the lives of 592 residents a year and wounding hundreds more. State lawmakers can and must do more to keep their constituents safe from this deadly epidemic.

GUN SUICIDE

- More than 71% of gun deaths in Wisconsin are suicides, and nearly 50% of all suicide deaths in Wisconsin involve firearms.
- From 2013 to 2017, 2,103 people in Wisconsin died by gun-related suicide. That's one every 21 hours.

URBAN GUN VIOLENCE

- Gun violence has a disproportionate impact on urban communities of color.
- Black men make up less than 4% of Wisconsin's population, but account for nearly 60% of the state's gun homicide victims.
- In Wisconsin, black men ages 18–24 are more than 50 times more likely than white men the same age to be murdered with a gun.

DOMESTIC VIOLENCE

- Guns make domestic violence incidents far more likely to end in death.
- Nearly 50% of Wisconsin's intimate partner homicides involve a gun.
- From 2007 to 2016, 63 women were killed with a gun by their intimate partner in Wisconsin.


YOUNG PEOPLE AND GUNS

- Exposure to gun violence can cause lasting trauma in young people, leading to PTSD, chronic stress, and decreased future earnings.
- From 2013 to 2017, 568 people under age 25 were killed with a gun in Wisconsin.
- Guns are the second-leading cause of death for Wisconsin children ages 1–17.

Published January 2019. Sources: CDC WISQARS, FBI Supplementary Homicide Reports.

PROVEN SOLUTIONS TO PREVENT GUN VIOLENCE IN WISCONSIN

Wisconsin modestly improved gun safety laws in 2018 by making it harder for criminals to traffic firearms. Gun safety advocates also defeated dangerous bills to allow permitless carry and guns in K–12 schools. Yet Wisconsin still has a long way to go to protect its residents from gun violence. State legislators can take action to save lives by **passing universal background checks**, **banning military-style weaponry**, and **enacting an extreme risk protection order law**, which removes guns from people at risk of harming themselves or others. [Learn more about Wisconsin's gun laws at lawcenter.giffords.org/WI](https://www.lawcenter.giffords.org/WI).



Wisconsin earned a C- on our Annual Gun Law State Scorecard. Visit gunlawscorecard.org to learn how to raise your state's grade.

ANNUAL COST OF
GUN VIOLENCE:

**\$2.9
BILLION**
\$514 PER RESIDENT



Someone is killed with a gun every 15 hours in Wisconsin. That's 592 people a year.

THE STATE OF GUN VIOLENCE IN WYOMING

Wyoming's weak gun laws put its residents at risk, particularly those residents at risk for suicide. Legislators owe it to their constituents to take proactive measures to save lives from gun violence.

GUN SUICIDE

- Nearly 86% of gun deaths in Wyoming are suicides, and more than 63% of all suicide deaths in Wyoming involve firearms.
- From 2008 to 2017, 886 people in Wyoming died by gun-related suicide.

DOMESTIC VIOLENCE

- Guns make domestic violence incidents far more likely to end in death.
- 70% of Wyoming's intimate partner homicides involve a gun.

TRAFFICKING

- Because of the state's weak gun laws, guns are purchased in Wyoming and trafficked to states with stronger gun laws, where they end up in the hands of criminals and people unable to pass a background check.
- From 2013 to 2017, 1,287 guns originally purchased in Wyoming were recovered after being used in crime in other states.


YOUNG PEOPLE AND GUNS

- Exposure to gun violence can cause lasting trauma in young people, leading to PTSD, chronic stress, and decreased future earnings.
- From 2008 to 2017, 178 people under age 25 were killed with a gun in Wyoming.
- Guns are the second-leading cause of death for Wyoming children ages 1-17.

Published January 2019. Sources: CDC WONDER, ATF Firearms Trace Data Reports, FBI Supplementary Homicide Reports.

PROVEN SOLUTIONS TO PREVENT GUN VIOLENCE IN WYOMING

Wyoming failed its residents in 2018 by enacting a dangerous Stand Your Ground law and passing legislation allowing people with concealed carry permits to carry firearms in places of worship. The state has some of the weakest gun laws in the nation and a correspondingly high gun death rate. Wyoming could save lives from gun violence by **imposing waiting periods on gun purchases, requiring safe storage of firearms, and enacting an extreme risk protection order law.** [Learn more about Wyoming's gun laws at \[lawcenter.giffords.org/WY\]\(http://lawcenter.giffords.org/WY\).](#)



Wyoming earned an F on our Annual Gun Law State Scorecard. Visit gunlawscorecard.org to learn how to raise your state's grade.

ANNUAL COST OF
GUN VIOLENCE:

**\$545
MILLION**
\$948 PER RESIDENT



4 DAYS

Someone is killed with a gun every four days in Wyoming. That's 104 people a year.